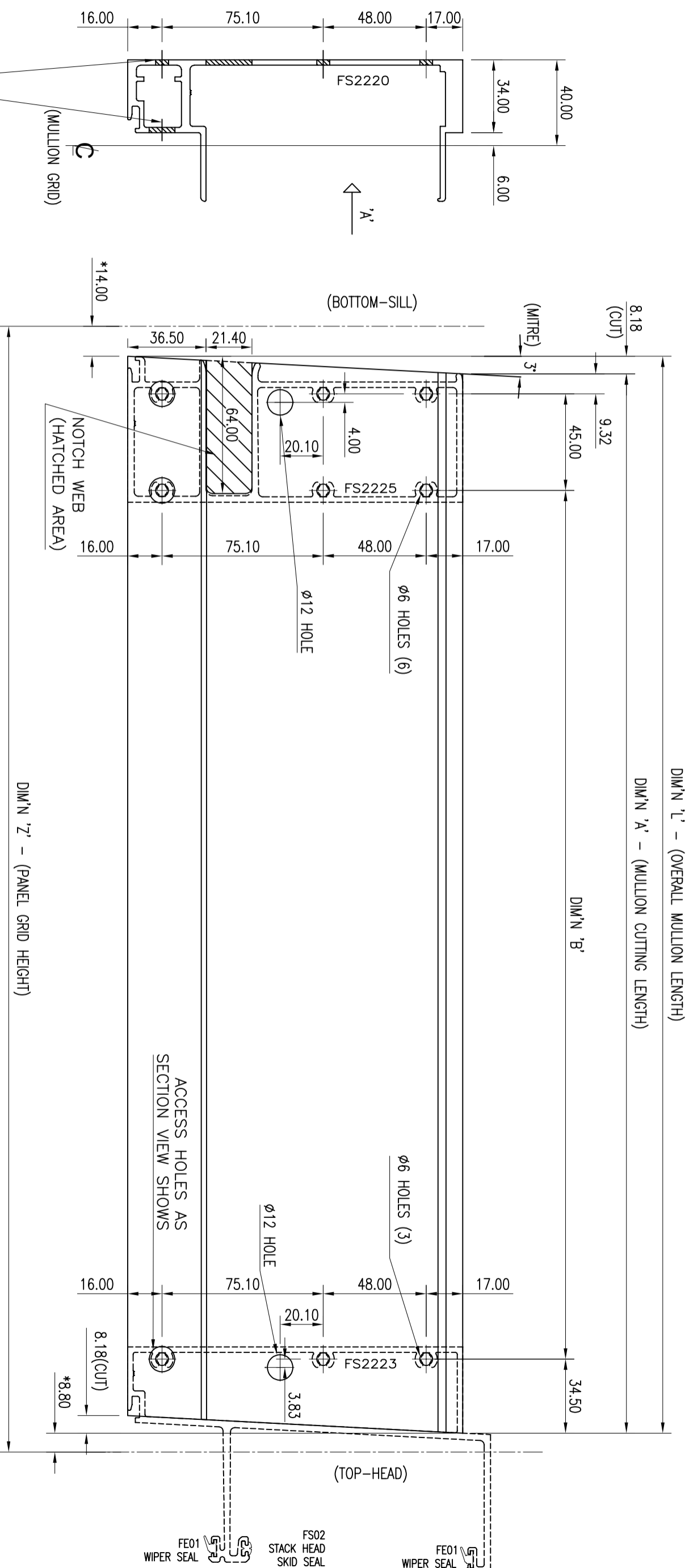


EXTRUSION NUMBER	PART No.	QTY.	DIMENSION 'A'	DIMENSION 'B'	DIMENSION 'C'	DIMENSION 'L'	DIMENSION 'X'	DIMENSION 'Y'	DIMENSION 'Z'
FS2220	*	*	*	*	*	*	*	*	*



PROVIDE $\phi 12$ CLEARANCE HOLE FOR SCREW ACCESS

PROVIDE $\phi 6$ CLEARANCE HOLE FOR SCREW FIXING

VIEW 'A'

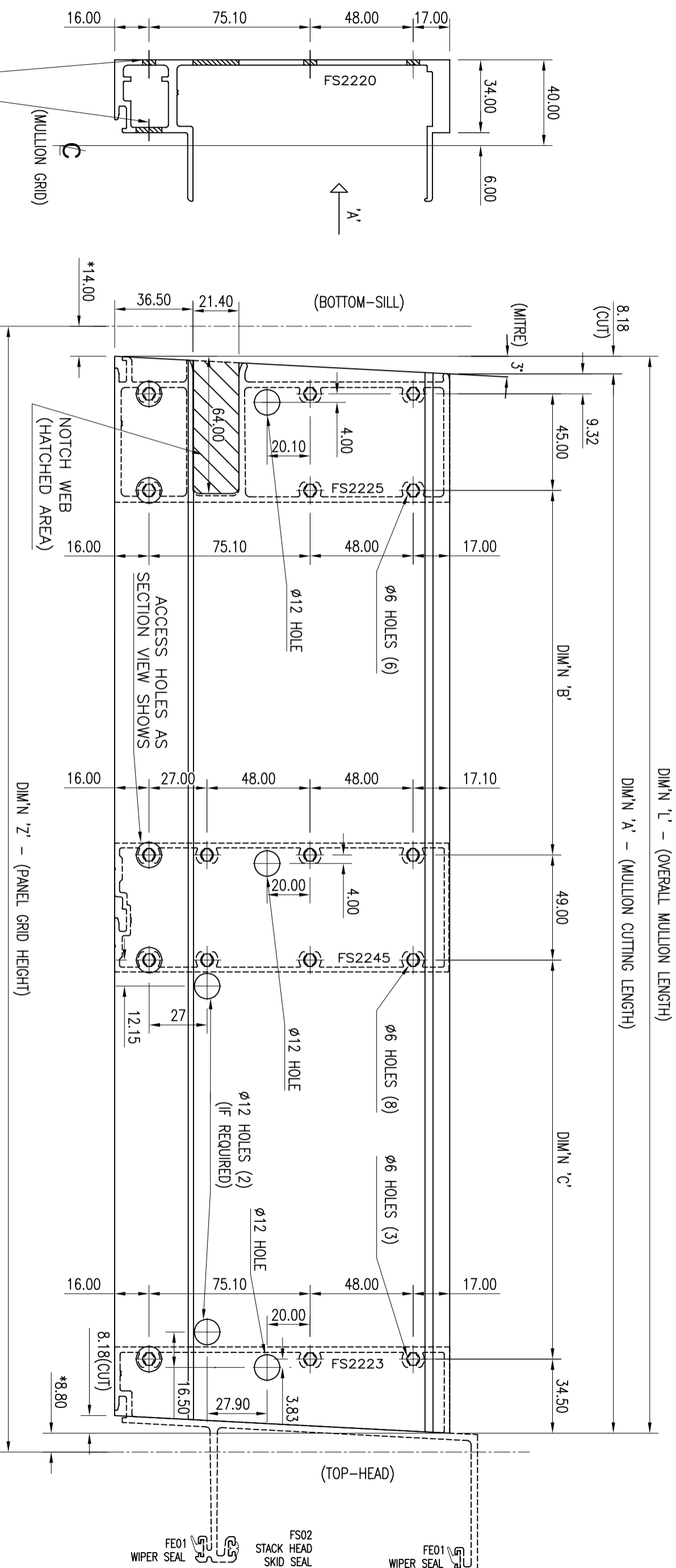
DIM'N 'Z' - (PANEL GRID HEIGHT)

ACCESS HOLES AS SECTION VIEW SHOWS

(*) FIGURES ARE BASED ON 28.0mm STACK JOINT (TOP of Head Bead to U/S Sill Bead)

REV.	DETAILS	DATE	SUBJECT	
B	Dwg no. amended, Trans & PE Holes revised.	23.4.26	BAR DRAWINGS STRUCTURAL GLAZED SYSTEMS CW2000	
			<p>Copyright</p> <p>© ENVIROTECH FACADE SOLUTIONS 2009 <small>claims copyright ownership of all information, technical drawings, designs, specifications, etc. published in this publication, may be reproduced in any material form without prior written permission of ENVIROTECH FACADE SOLUTIONS PTY LTD. Apart from any use permitted under the copyright act 1968 all other rights are reserved.</small></p>	
			<p>Details</p> <p>BAR DRAWING MALE MULLION (LEFT HAND)</p>	
DRAWN		DATE	SCALE	
KH		Sept.'24	1:2 (at A-3)	
CHECKED		DATE	DWG No.	
			FS2220-MML-01	
			REV.	
			B	

EXTRUSION NUMBER	PART No.	QTY.	DIMENSION 'A'	DIMENSION 'B'	DIMENSION 'C'	DIMENSION 'L'	DIMENSION 'X'	DIMENSION 'Y'	DIMENSION 'Z'
FS2220	*	*	*	*	*	*	*	*	*



PROVIDE $\phi 12$ CLEARANCE HOLE FOR SCREW ACCESS

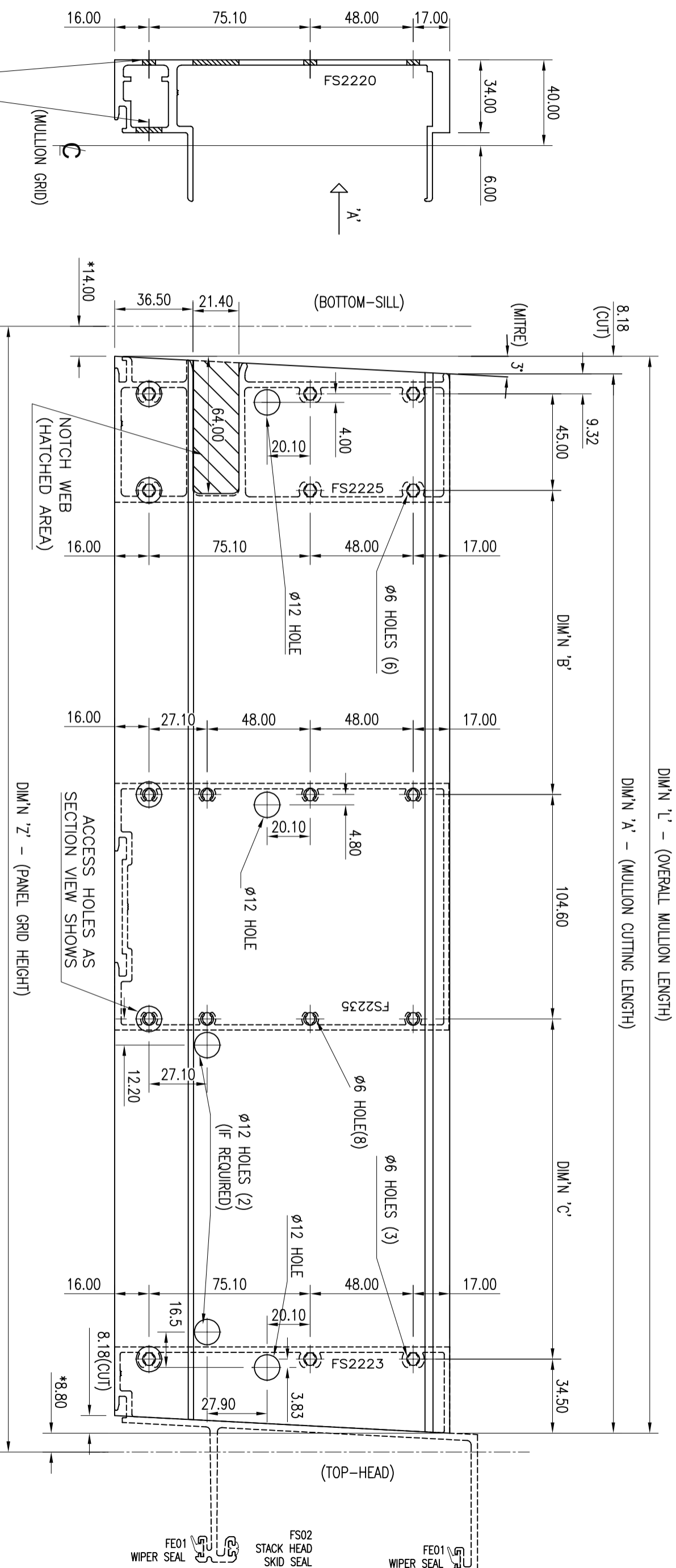
PROVIDE $\phi 6$ CLEARANCE HOLE FOR SCREW FIXING

VIEW 'A'

(*) FIGURES ARE BASED ON 28.0mm STACK JOINT (TOP of Head Bead to U/S Sill Bead)

REV.	DETAILS	DATE	SUBJECT	
B	Dwg no. amended, Trans & PE Holes revised.	23.4.26	BAR DRAWINGS STRUCTURAL GLAZED SYSTEMS CW2000	
			Copyright	Details
			ENVIROTECH FACADE SOLUTIONS	BAR DRAWING MALE MULLION (LEFT HAND)
			Copyright © ENVIROTECH FACADE SOLUTIONS 2009 All rights reserved. No part of this publication may be reproduced in any form without prior written permission of ENVIROTECH FACADE SOLUTIONS PTY LTD. Copyright act 1968 all other rights are reserved.	DWG No. FS2220-MML-02
			Drawn by KH	DATE Sept.'24
			Checked by	DATE
			SCALE 1:2 (at A-3)	REV. B

EXTRUSION NUMBER	PART No.	QTY.	DIMENSION 'A'	DIMENSION 'B'	DIMENSION 'C'	DIMENSION 'L'	DIMENSION 'X'	DIMENSION 'Y'	DIMENSION 'Z'
FS2220	*	*	*	*	*	*	*	*	*



PROVIDE $\phi 12$ CLEARANCE HOLE FOR SCREW ACCESS

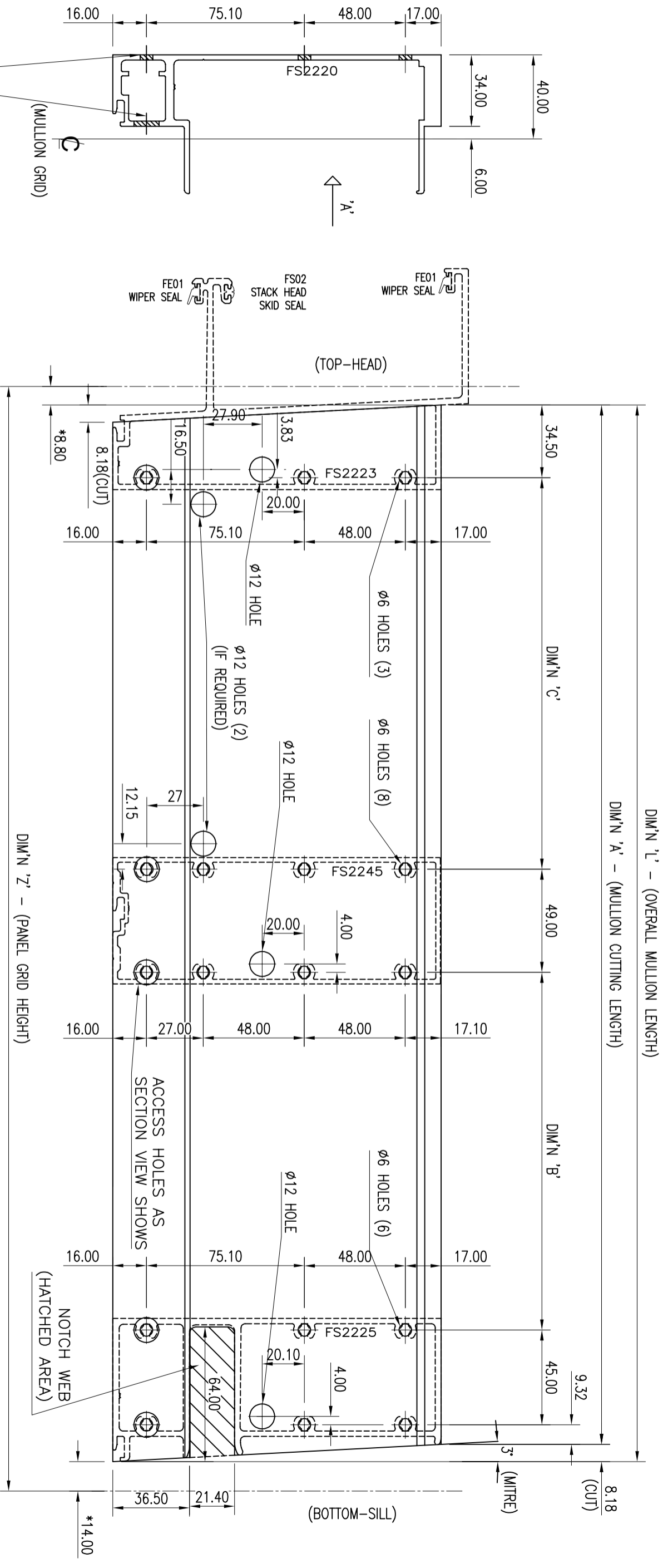
PROVIDE $\phi 6$ CLEARANCE HOLE FOR SCREW FIXING

VIEW 'A'

(*) FIGURES ARE BASED ON 28.0mm STACK JOINT (TOP of Head Bead to U/S Sill Bead)

REV.	DETAILS	DATE	SUBJECT	
B	Dwg no. amended, Trans & PE Holes revised.	23.4.26	BAR DRAWINGS STRUCTURAL GLAZED SYSTEMS CW2000	
			<p>Copyright</p> <p>© ENVIROTECH FACADE SOLUTIONS 2009 <small>ENVIROTECH FACADE SOLUTIONS 2009 All rights reserved. No part of this publication may be reproduced in any form without prior written permission of ENVIROTECH FACADE SOLUTIONS PTY LTD. Apart from any use permitted under the copyright act 1988 all other rights are reserved.</small></p>	
			<p>Details</p> <p>BAR DRAWING MALE MULLION (LEFT HAND)</p>	
		DRAWN	KH	DATE
		CHECKED		DATE
		SCALE 1:2 (at A-3)		
		DWG No.	REV.	
		FS2220-MML-04	B	
			Sept.'24	

EXTRUSION NUMBER	PART No.	QTY.	DIMENSION 'A'	DIMENSION 'B'	DIMENSION 'C'	DIMENSION 'L'	DIMENSION 'X'	DIMENSION 'Y'	DIMENSION 'Z'
FS2220	*	*	*	*	*	*	*	*	*



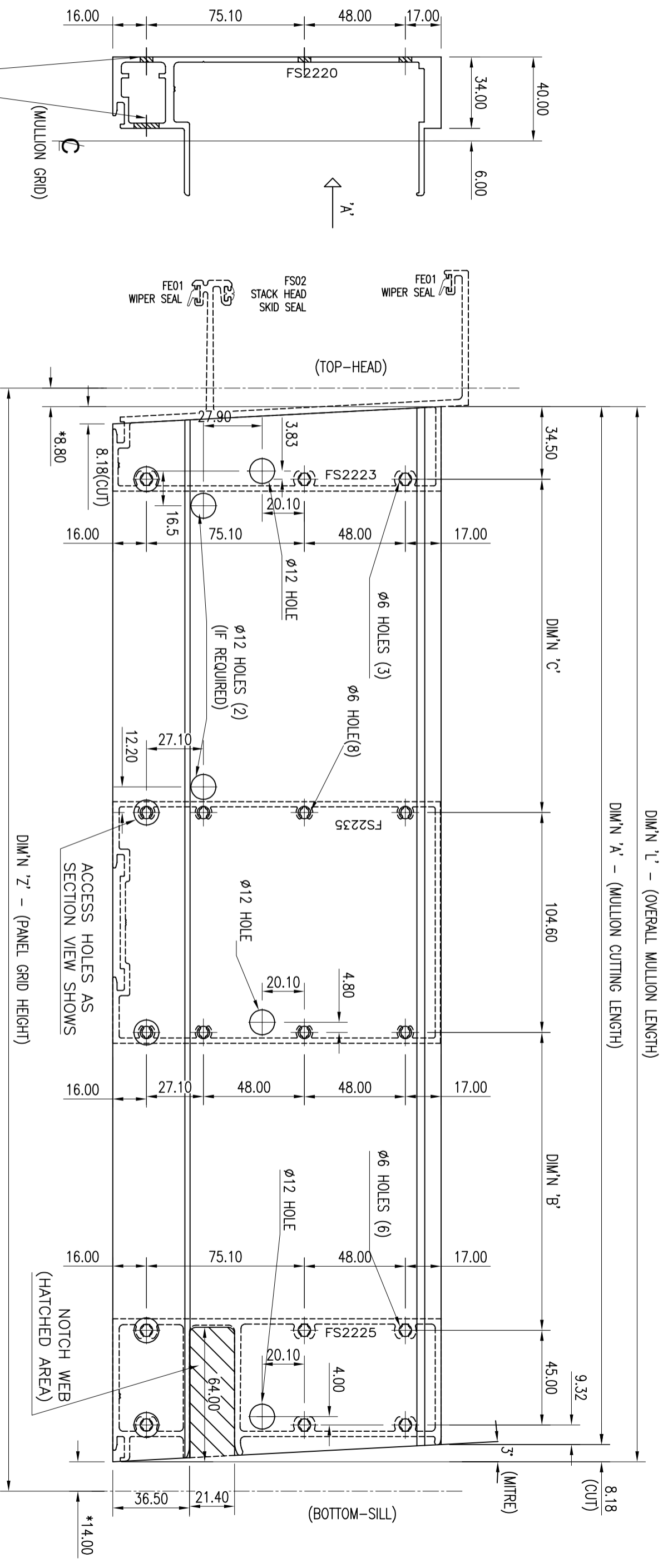
PROVIDE ø12 CLEARANCE HOLE FOR SCREW ACCESS

PROVIDE ø6 CLEARANCE HOLE FOR SCREW FIXING

(*) FIGURES ARE BASED ON 28.0mm STACK JOINT (TOP of Head Bead to U/S Sill Bead)

REV.	DETAILS	DATE	SUBJECT		Copyright	Details	DRAWN	DATE
B	Dwg no. amended, Trans & PE Holes revised.	23.4.26	BAR DRAWINGS STRUCTURAL GLAZED SYSTEMS CW2000		© ENVIROTECH FACADE SOLUTIONS 2009 ABN 161 3807 3651 All information, including copyright ownership, in this publication may be reproduced in any material form without prior written permission of ENVIROTECH FACADE SOLUTIONS PTY LTD. Apart from any use permitted under the copyright act 1968 all other rights are reserved.	BAR DRAWING MALE MULLION (RIGHT HAND)	KH	Sept.'24
							CHECKED	DATE
							SCALE	
							1:2 (at A-3)	
							DWG No.	REV.
							FS2220-MMR-02	B

EXTRUSION NUMBER	PART No.	QTY.	DIMENSION 'A'	DIMENSION 'B'	DIMENSION 'C'	DIMENSION 'L'	DIMENSION 'X'	DIMENSION 'Y'	DIMENSION 'Z'
FS2220	*	*	*	*	*	*	*	*	*



PROVIDE ø12 CLEARANCE HOLE FOR SCREW ACCESS

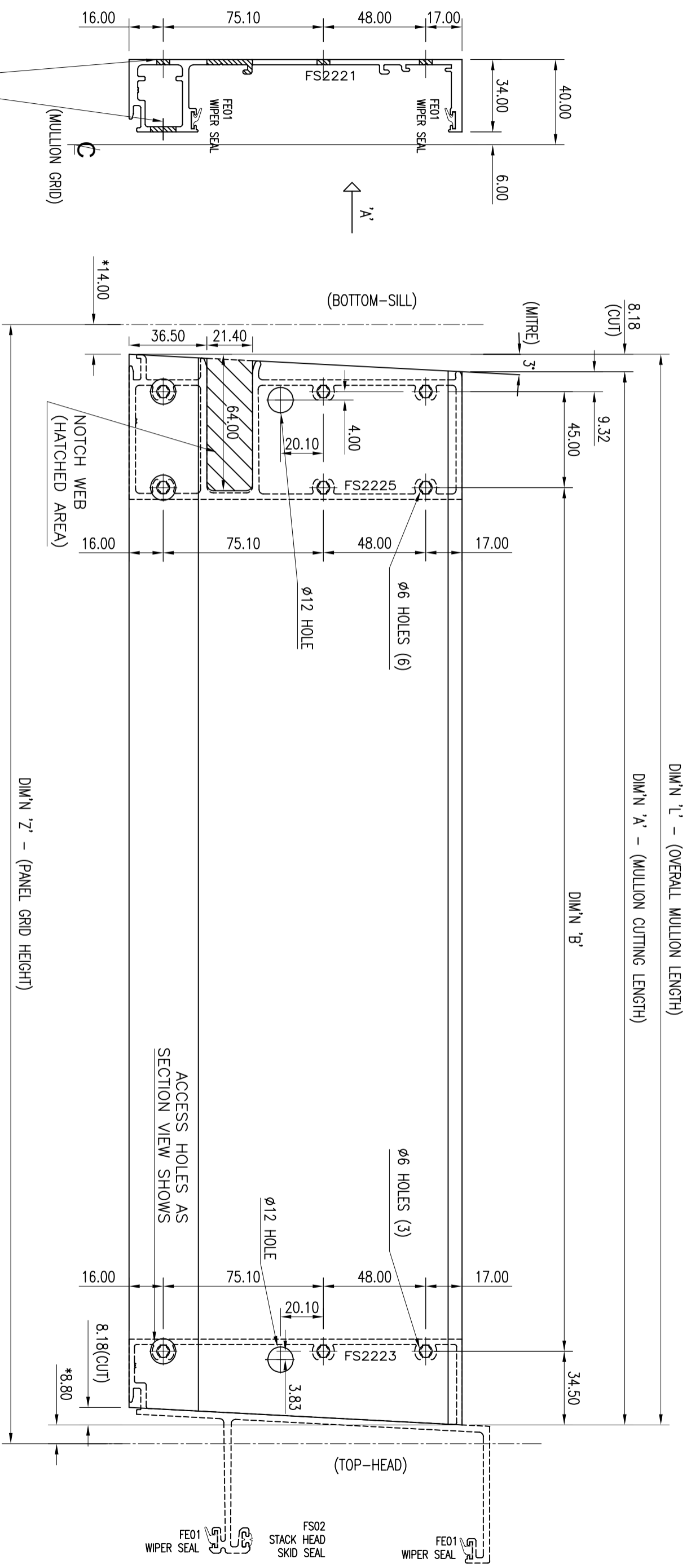
PROVIDE ø6 CLEARANCE HOLE FOR SCREW FIXING

VIEW 'A'

(*) FIGURES ARE BASED ON 28.0mm STACK JOINT (TOP of Head Bead to U/S Sill Bead)

REV.	DETAILS	DATE	SUBJECT		Copyright	Details	DRAWN	DATE
B	Dwg no. amended, Trans & PE Holes revised.	23.4.26	BAR DRAWINGS STRUCTURAL GLAZED SYSTEMS CW2000		© ENVIROTECH FACADE SOLUTIONS 2009 ABN 161 3807 3651 Envirotech Facade Solutions claims copyright ownership of all information, technical drawings, designs, specifications, and material form without prior written permission of ENVIROTECH FACADE SOLUTIONS PTY LTD. Apart from any use permitted under the copyright act 1968 all other rights are reserved.	BAR DRAWING MALE MULLION (RIGHT HAND)	KH	Sept.'24
			SCALE 1:2 (at A-3)				CHECKED	DATE
			DWG No.					
			REV.					
			FS2220-MMR-04					
			B					

EXTRUSION NUMBER	PART No.	QTY.	DIMENSION 'A'	DIMENSION 'B'	DIMENSION 'C'	DIMENSION 'L'	DIMENSION 'X'	DIMENSION 'Y'	DIMENSION 'Z'
FS2221	*	*	*	*	*	*	*	*	*



PROVIDE $\phi 12$ CLEARANCE HOLE FOR SCREW ACCESS

PROVIDE $\phi 6$ CLEARANCE HOLE FOR SCREW FIXING

VIEW 'A'

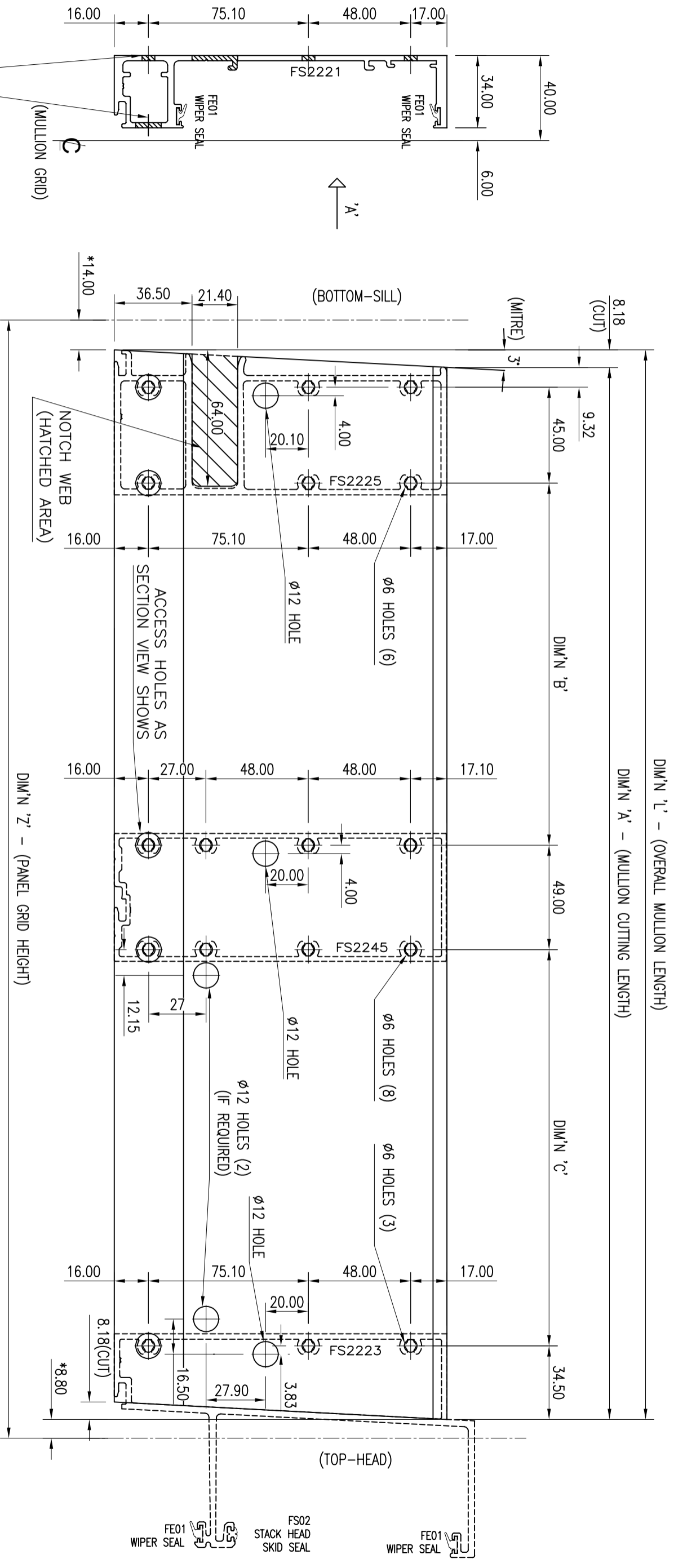
DIM'N 'Z' - (PANEL GRID HEIGHT)

ACCESS HOLES AS SECTION VIEW SHOWS

(*) FIGURES ARE BASED ON 28.0mm STACK JOINT (TOP of Head Bead to U/S Sill Bead)

REV.	DETAILS	DATE	SUBJECT	
B	Dwg no. amended, Trans & PE Holes revised.	23.4.26	BAR DRAWINGS STRUCTURAL GLAZED SYSTEMS CW2000	
			<p>Copyright</p> <p>© ENVIROTECH FACADE SOLUTIONS 2009 <small>ENVIROTECH FACADE SOLUTIONS 2009 All rights reserved. No part of this publication may be reproduced in any form without prior written permission of ENVIROTECH FACADE SOLUTIONS PTY LTD. Apart from any use permitted under the copyright act 1988 all other rights are reserved.</small></p>	
			<p>Details</p> <p>BAR DRAWING FEMALE MULLION (LEFT HAND)</p>	
DRAWN		DATE	DWG No.	
KH		Sept.'24	FS2221-FML-01	
CHECKED		DATE	REV.	
			B	
SCALE		1:2 (at A-3)		

EXTRUSION NUMBER	PART No.	QTY.	DIMENSION 'A'	DIMENSION 'B'	DIMENSION 'C'	DIMENSION 'L'	DIMENSION 'X'	DIMENSION 'Y'	DIMENSION 'Z'
FS2221	*	*	*	*	*	*	*	*	*



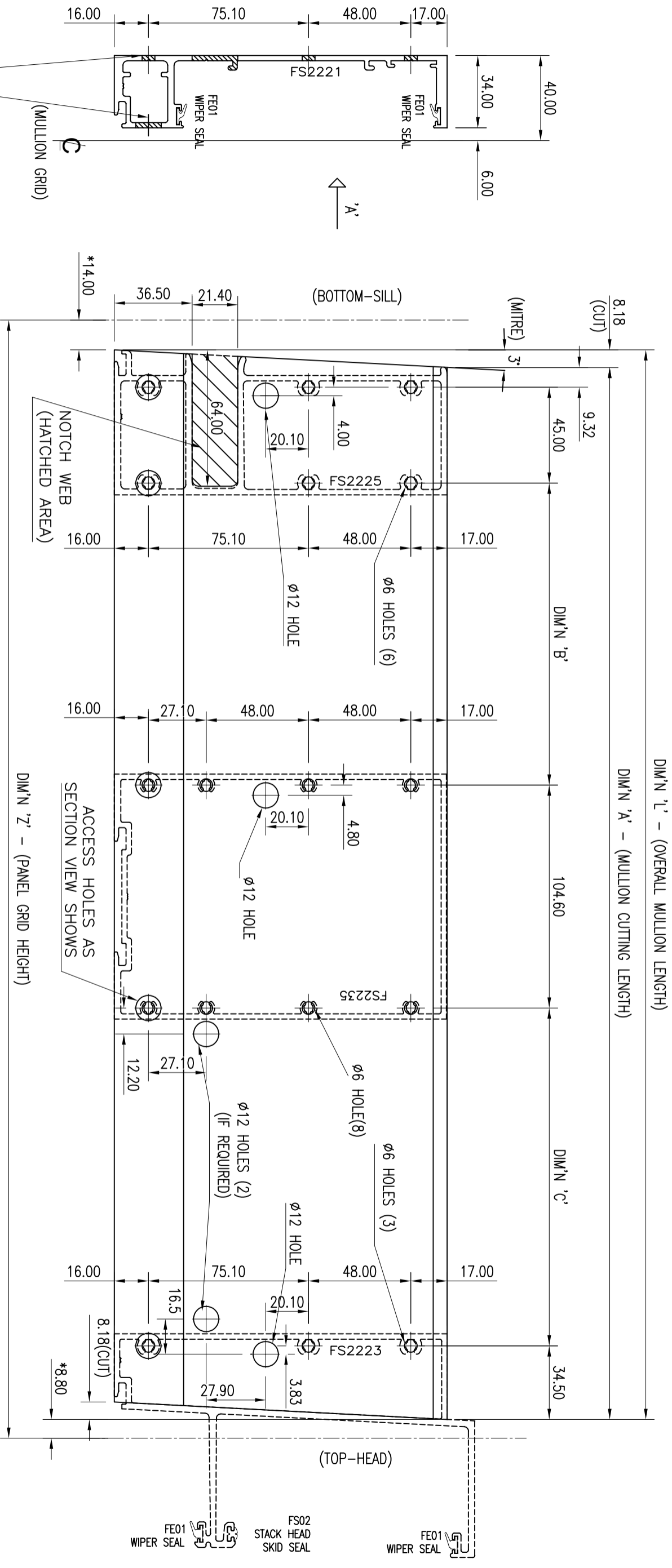
PROVIDE $\phi 12$ CLEARANCE HOLE FOR SCREW ACCESS

PROVIDE $\phi 6$ CLEARANCE HOLE FOR SCREW FIXING

(*) FIGURES ARE BASED ON 28.0mm STACK JOINT (TOP of Head Bead to U/S Sill Bead)

REV.	DETAILS	DATE	SUBJECT	
B	Dwg no. amended, Trans & PE Holes revised.	23.4.26	BAR DRAWINGS STRUCTURAL GLAZED SYSTEMS CW2000	
			<p>Copyright</p> <p>© ENVIROTECH FACADE SOLUTIONS 2009 <small>ENVIROTECH FACADE SOLUTIONS 2009 ABN 161 3807 3651 claims copyright ownership of all information, technical drawings, drawings, designs, specifications, software, and other material contained herein. This publication may be reproduced in any form without prior written permission of ENVIROTECH FACADE SOLUTIONS PTY LTD. Apart from any use permitted under the copyright act 1968 all other rights are reserved.</small></p>	
			<p>Details</p> <p>BAR DRAWING FEMALE MULLION (LEFT HAND)</p>	
DRAWN		DATE	DWG No.	
KH		Sept.'24	REV.	
CHECKED		DATE	SCALE	
			1:2 (at A-3)	
			FSS2221-FML-02	
			B	

EXTRUSION NUMBER	PART No.	QTY.	DIMENSION 'A'	DIMENSION 'B'	DIMENSION 'C'	DIMENSION 'L'	DIMENSION 'X'	DIMENSION 'Y'	DIMENSION 'Z'
FS2221	*	*	*	*	*	*	*	*	*



VIEW 'A'

DIM 'Z' - (PANEL GRID HEIGHT)

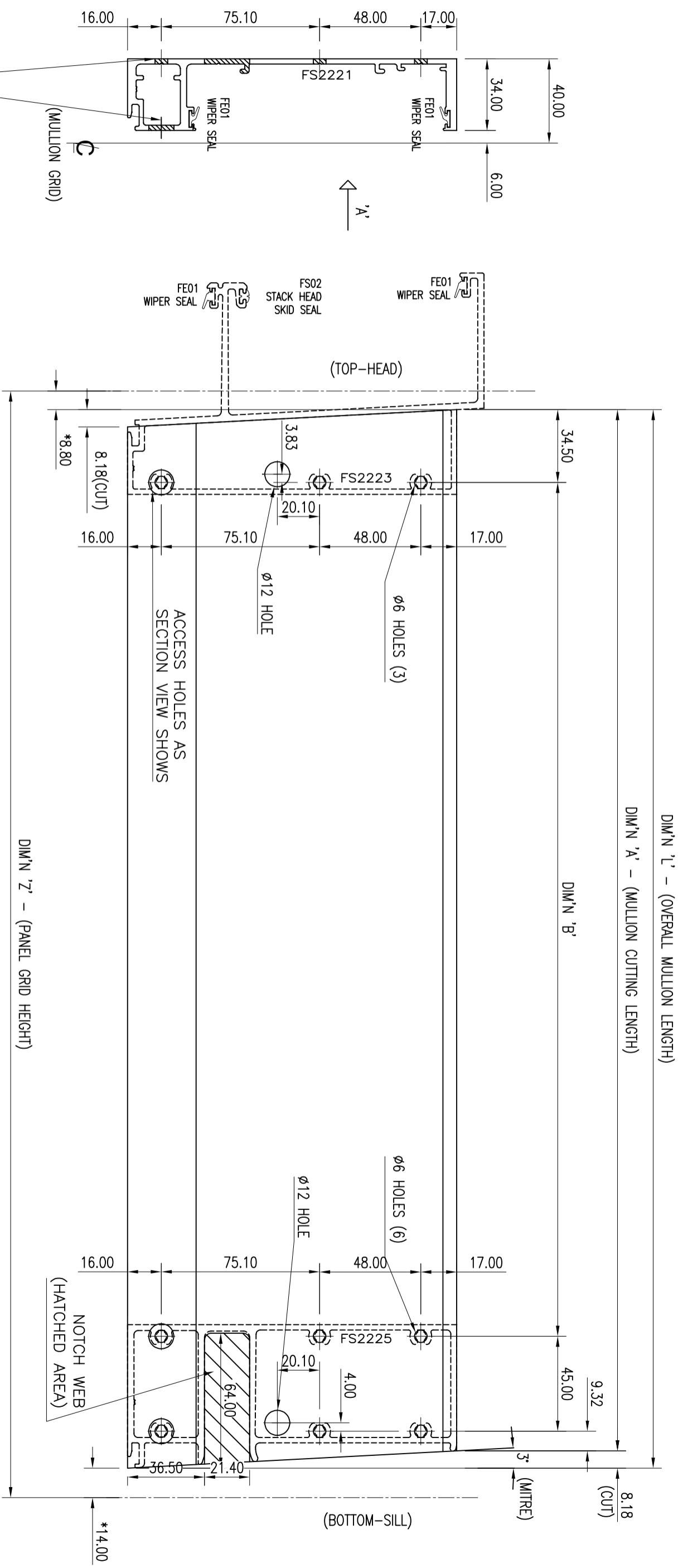
ACCESS HOLES AS SECTION VIEW SHOWS

PROVIDE ø12 CLEARANCE HOLE FOR SCREW ACCESS
 PROVIDE ø6 CLEARANCE HOLE FOR SCREW FIXING

REV.	DETAILS	DATE	SUBJECT	
B	Dwg no. amended, Trans & PE Holes revised.	23.4.26	BAR DRAWINGS STRUCTURAL GLAZED SYSTEMS CW2000	
			<p>Copyright</p> <p>© ENVIROTECH FACADE SOLUTIONS 2009 All rights reserved. No part of this publication may be reproduced in any form without prior written permission of ENVIROTECH FACADE SOLUTIONS PTY LTD. Apart from any use permitted under the copyright act 1988 all other rights are reserved.</p>	
			<p>Details</p> <p>BAR DRAWING FEMALE MULLION (LEFT HAND)</p>	
DRAWN		DATE	DWG No.	
KH		Sept.'24	REV.	
CHECKED		DATE	SCALE	
			1:2 (at A-3)	
			FS2221-FML-04	
			B	

(*) FIGURES ARE BASED ON 28.0mm STACK JOINT (TOP of Head Bead to U/S Sill Bead)

EXTRUSION NUMBER	PART No.	QTY.	DIMENSION 'A'	DIMENSION 'B'	DIMENSION 'C'	DIMENSION 'L'	DIMENSION 'X'	DIMENSION 'Y'	DIMENSION 'Z'
FS2221	*	*	*	*	*	*	*	*	*



PROVIDE $\phi 12$ CLEARANCE HOLE FOR SCREW ACCESS

PROVIDE $\phi 6$ CLEARANCE HOLE FOR SCREW FIXING

VIEW 'A'

DIM'N 'Z' - (PANEL GRID HEIGHT)

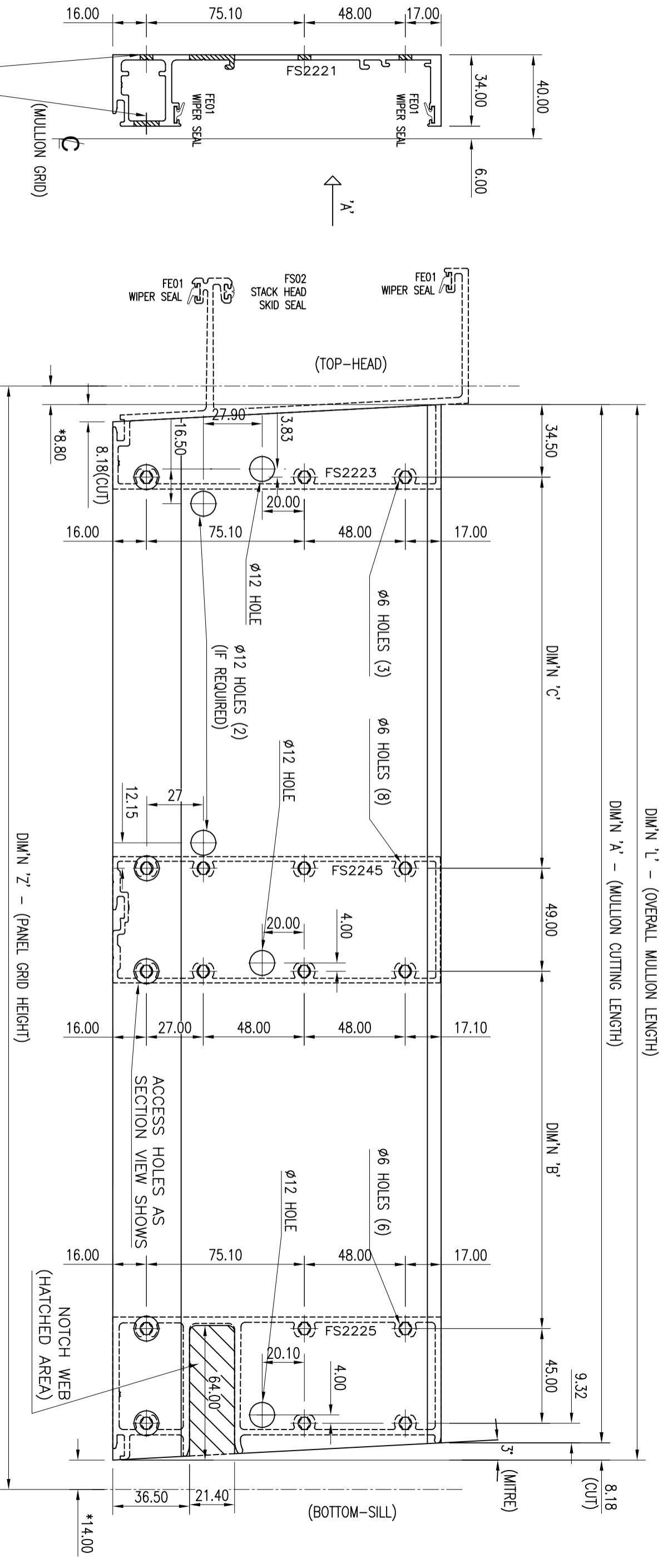
ACCESS HOLES AS SECTION VIEW SHOWS

NOTCH WEB (HATCHED AREA)

REV.	DETAILS	DATE	SUBJECT	
	Dwg no. amended, Trans & PE Holes revised.	23.4.26	BAR DRAWINGS STRUCTURAL GLAZED SYSTEMS CW2000	
			<p>Copyright</p> <p>© ENVIROTECH FACADE SOLUTIONS 2009 <small>ENVIROTECH FACADE SOLUTIONS 2009 ABN 161 3807 3651 all information, including copyright ownership, of this publication may be reproduced in any material form without prior written permission of ENVIROTECH FACADE SOLUTIONS PTY LTD. Apart from any use permitted under the copyright act 1968 all other rights are reserved.</small></p>	
			<p>Details</p> <p>BAR DRAWING FEMALE MULLION (RIGHT HAND)</p>	
		DRAWN	KH	DATE
		CHECKED		DATE
		SCALE	1:2 (at A-3)	
		DWG No.	FSS2221-FMR-01	
		REV.		

(*) FIGURES ARE BASED ON 28.0mm STACK JOINT (TOP of Head Bead to U/S Sill Bead)

EXTRUSION NUMBER	PART No.	QTY.	DIMENSION 'A'	DIMENSION 'B'	DIMENSION 'C'	DIMENSION 'L'	DIMENSION 'X'	DIMENSION 'Y'	DIMENSION 'Z'
FS2221	*	*	*	*	*	*	*	*	*



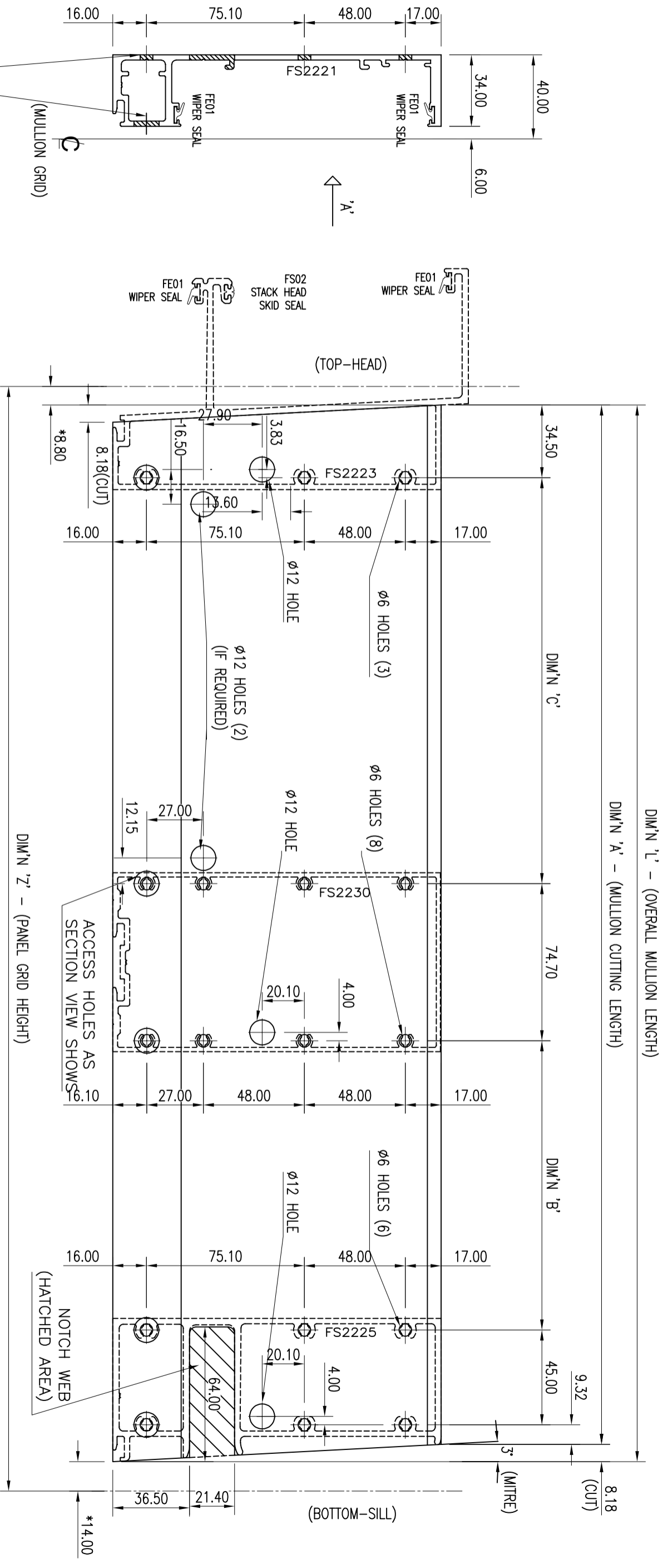
PROVIDE ø12 CLEARANCE HOLE FOR SCREW ACCESS

PROVIDE ø6 CLEARANCE HOLE FOR SCREW FIXING

(*) FIGURES ARE BASED ON 28.0mm STACK JOINT (TOP of Head Bead to U/S Sill Bead)

REV.	DETAILS	DATE	SUBJECT		Copyright	Details	DRAWN	DATE
B	Dwg no. amended, Trans & PE Holes revised.	23.4.26	BAR DRAWINGS STRUCTURAL GLAZED SYSTEMS CW2000		© ENVIROTECH FACADE SOLUTIONS 2009 ABN 161 3807 3651 All information, including copyright ownership, of this publication may be reproduced in any material form without prior written permission of ENVIROTECH FACADE SOLUTIONS PTY LTD. Apart from any use permitted under the copyright act 1968 all other rights are reserved.	BAR DRAWING FEMALE MULLION (RIGHT HAND)	KH	Sept.'24
							CHECKED	DATE
							SCALE	
							1:2 (at A-3)	
							DWG No.	REV.
							FS2221-FMR-02	B

EXTRUSION NUMBER	PART No.	QTY.	DIMENSION 'A'	DIMENSION 'B'	DIMENSION 'C'	DIMENSION 'L'	DIMENSION 'X'	DIMENSION 'Y'	DIMENSION 'Z'
FS2221	*	*	*	*	*	*	*	*	*




PROVIDE $\phi 12$ CLEARANCE HOLE FOR SCREW ACCESS

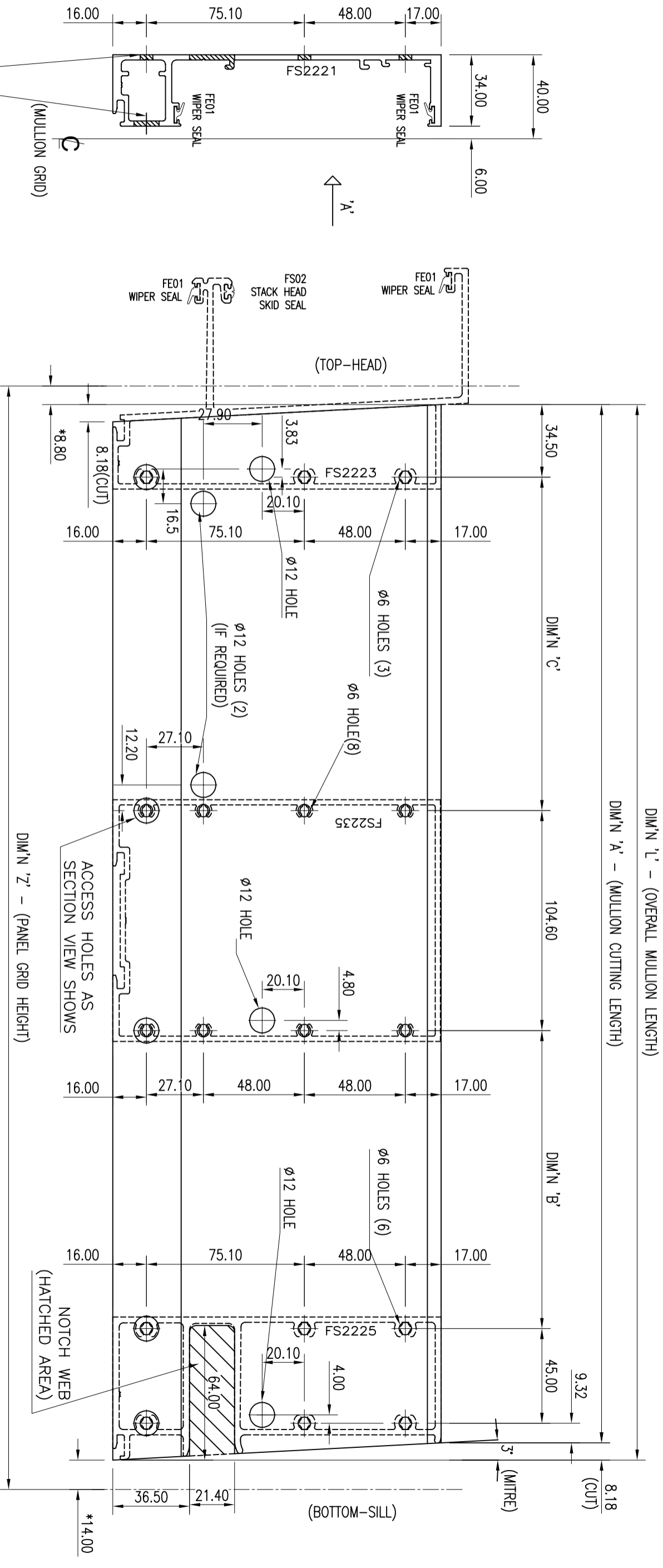
PROVIDE $\phi 6$ CLEARANCE HOLE FOR SCREW FIXING

(*) FIGURES ARE BASED ON 28.0mm STACK JOINT (TOP of Head Bead to U/S Sill Bead)

REV.	DETAILS	DATE	SUBJECT		Copyright	Details	DRAWN	DATE
B	Dwg no. amended, Trans & PE Holes revised.	23.4.26	BAR DRAWINGS STRUCTURAL GLAZED SYSTEMS CW2000		© ENVIROTECH FACADE SOLUTIONS 2009 ABN 161 3807 3651 All information, including copyright ownership, of this publication may be reproduced in any material form without prior written permission of ENVIROTECH FACADE SOLUTIONS PTY LTD. Apart from any use permitted under the copyright act 1968 all other rights are reserved.	BAR DRAWING FEMALE MULLION (RIGHT HAND)	KH	Sept.'24
			SCALE 1:2 (at A-3)				CHECKED	DATE
			DWG No.					
			REV.					



EXTRUSION NUMBER	PART No.	QTY.	DIMENSION 'A'	DIMENSION 'B'	DIMENSION 'C'	DIMENSION 'L'	DIMENSION 'X'	DIMENSION 'Y'	DIMENSION 'Z'
FS2221	*	*	*	*	*	*	*	*	*



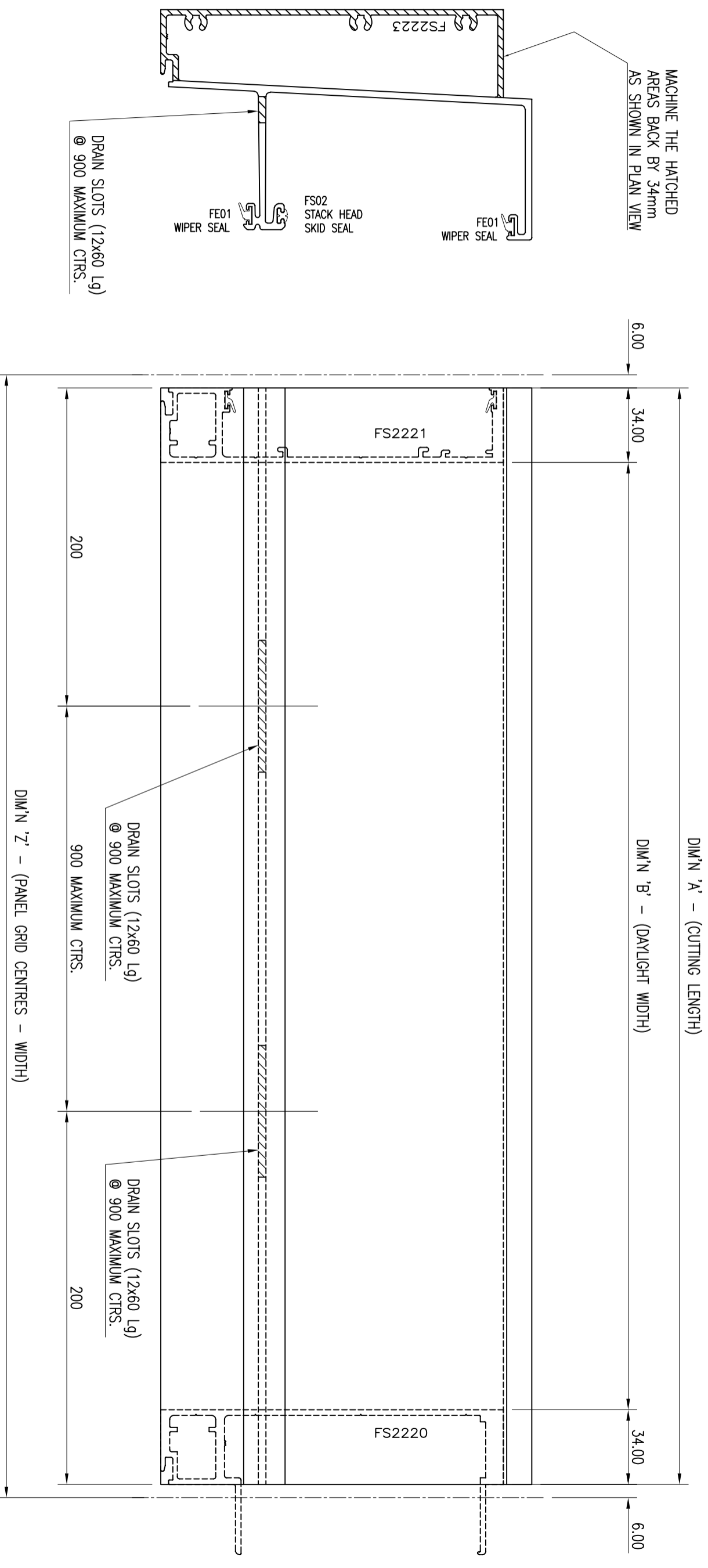
PROVIDE ø12 CLEARANCE HOLE FOR SCREW ACCESS

PROVIDE ø6 CLEARANCE HOLE FOR SCREW FIXING


REV.	DETAILS	DATE	SUBJECT		Copyright	Details	DRAWN	DATE
B	Dwg no. amended, Trans & PE Holes revised.	23.4.26	BAR DRAWINGS STRUCTURAL GLAZED SYSTEMS CW2000		© ENVIROTECH FACADE SOLUTIONS 2009 ABN 161 3807 3651 Envirotech Facade Solutions claims copyright ownership of all information, technical drawings, drawings, designs, specifications, etc. published in any form without prior written permission of ENVIROTECH FACADE SOLUTIONS PTY LTD. Apart from any use permitted under the copyright act 1968 all other rights are reserved.	BAR DRAWING FEMALE MULLION (RIGHT HAND)	KH	Sept.'24
			SCALE 1:2 (at A-3)				CHECKED	DATE
			DWG No.					REV.
			FSS2221-FMR-04					B

(*) FIGURES ARE BASED ON 28.0mm STACK JOINT (TOP of Head Bead to U/S Sill Bead)

EXTRUSION NUMBER	PART No.	QTY.	DIMENSION 'A'	DIMENSION 'B'	DIMENSION 'C'	DIMENSION 'L'	DIMENSION 'X'	DIMENSION 'Y'	DIMENSION 'Z'
FS2223	*	*	*	*	*	*	*	*	*

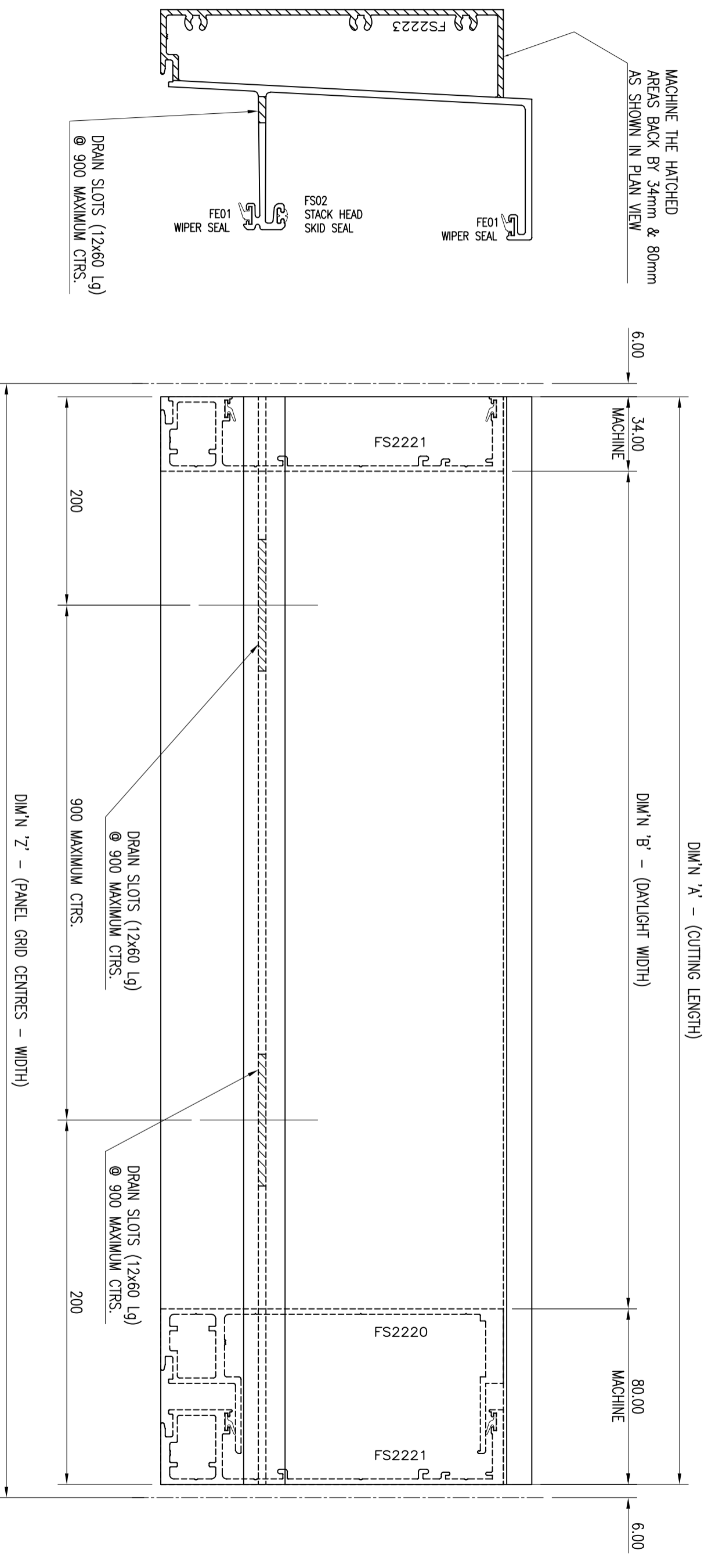


REV.	DETAILS	DATE	SUBJECT	SCALE	DRAWN	DATE
B	Dwg no. amended, Drain slot locations revised.	23.4.26	BAR DRAWINGS STRUCTURAL GLAZED SYSTEMS CW2000	1:2 (at A-3)	KH	Mar.'17
					CHECKED	DATE
			BAR DRAWING STACK HEAD	DWG No.	FS2223-SH-01	REV.
						B



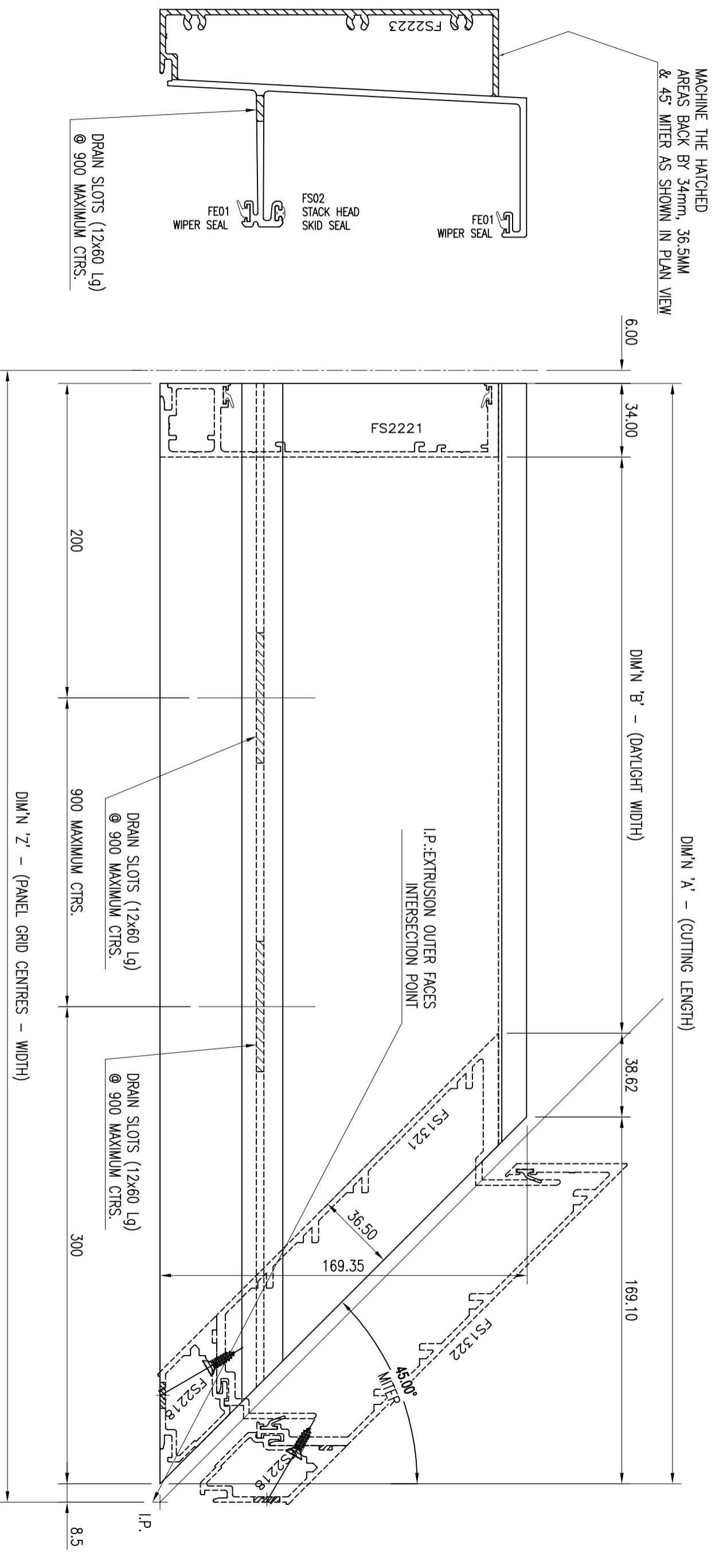
Copyright
 © ENVIROTECH FACADE SOLUTIONS 2009
 All rights reserved. No part of this publication may be reproduced in any form without prior written permission of ENVIROTECH FACADE SOLUTIONS PTY LTD. Apart from any use permitted under the copyright act 1988 all other rights are reserved.

EXTRUSION NUMBER	PART No.	QTY.	DIMENSION 'A'	DIMENSION 'B'	DIMENSION 'C'	DIMENSION 'L'	DIMENSION 'X'	DIMENSION 'Y'	DIMENSION 'Z'
FS2223	*	*	*	*	*	*	*	*	*




REV.	DETAILS	DATE	SUBJECT		Copyright	Details	DRAWN	DATE
B	Dwg no. amended, Drain slot locations revised.	23.4.26	BAR DRAWINGS STRUCTURAL GLAZED SYSTEMS CW2000		© ENVIROTECH FACADE SOLUTIONS 2009 ABN 161 3807 3651 Envirotech Facade Solutions claims copyright ownership of all information, technical drawings, designs, drawings, etc. published in any material form without prior written permission of ENVIROTECH FACADE SOLUTIONS PTY LTD. Apart from any use permitted under the copyright act 1968 all other rights are reserved.	BAR DRAWING STACK HEAD	KH	Mar.'17
							CHECKED	DATE
							SCALE	
							1:2 (at A-3)	
							DWG No.	REV.
							FS2223-SH-03	B

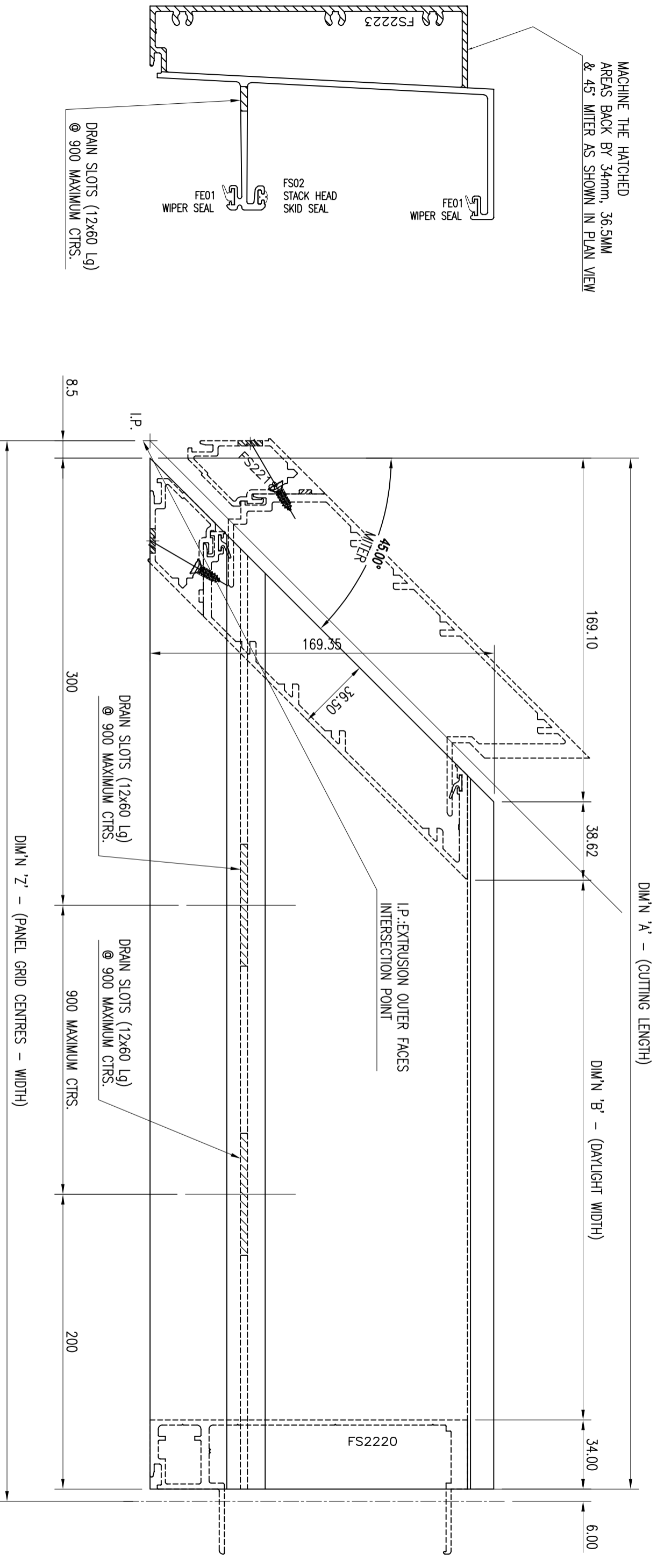
EXTRUSION NUMBER	PART No.	QTY.	DIMENSION 'A'	DIMENSION 'B'	DIMENSION 'C'	DIMENSION 'L'	DIMENSION 'X'	DIMENSION 'Y'	DIMENSION 'Z'
FS2223	*	*	*	*	*	*	*	*	*



REV.	DETAILS	DATE	SUBJECT		SCALE	DRAWN	DATE
B	Dwg no. amended, Drain slot locations revised.	23.4.26	BAR DRAWINGS STRUCTURAL GLAZED SYSTEMS CW2000		1:2 (at A-3)	KH	Mar.'17
			Copyright © ENVIROTECH FACADE SOLUTIONS 2009 All rights reserved. No part of this publication may be reproduced in any form without prior written permission of ENVIROTECH FACADE SOLUTIONS PTY LTD. Copyright act 1968 all other rights are reserved.				
			Details BAR DRAWING STACK HEAD				
			DWG No.				
			FS2223-SH-04				
			REV.				
			B				



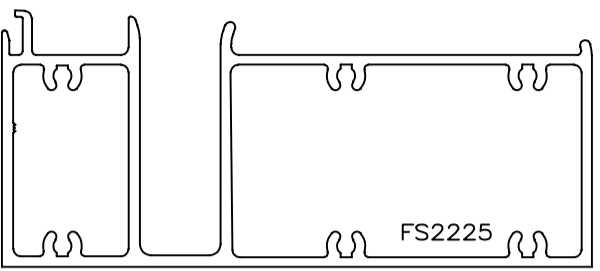
EXTRUSION NUMBER	PART No.	QTY.	DIMENSION 'A'	DIMENSION 'B'	DIMENSION 'C'	DIMENSION 'L'	DIMENSION 'X'	DIMENSION 'Y'	DIMENSION 'Z'
FS2223	*	*	*	*	*	*	*	*	*



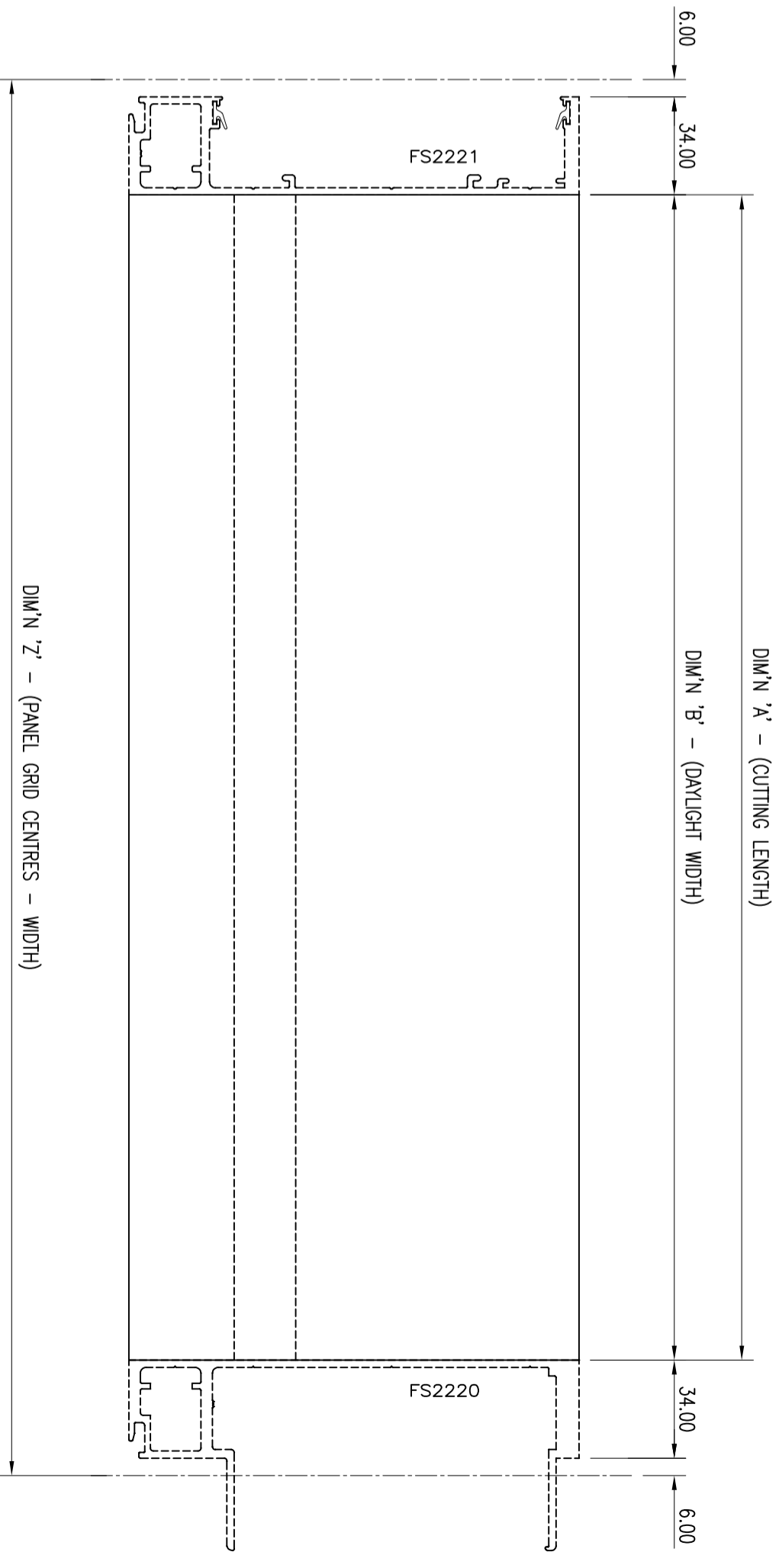
VIEW 'A'

REV.	DETAILS	DATE	SUBJECT		SCALE	DRAWN	DATE
B	Dwg no. amended, Drain slot locations revised.	23.4.26	BAR DRAWINGS STRUCTURAL GLAZED SYSTEMS CW2000		1:2 (at A-3)	KH	Mar.'17
			Copyright © ENVIROTECH FACADE SOLUTIONS 2009 All rights reserved. No part of this publication may be reproduced in any form without prior written permission of ENVIROTECH FACADE SOLUTIONS PTY LTD. Copyright act 1968 all other rights are reserved.				
			Details BAR DRAWING STACK HEAD				
			DWG No.				
			FS2223-SH-05				
			REV.				
			B				

EXTRUSION NUMBER	PART No.	QTY.	DIMENSION 'A'	DIMENSION 'B'	DIMENSION 'C'	DIMENSION 'L'	DIMENSION 'X'	DIMENSION 'Y'	DIMENSION 'Z'
FS2225	*	*	*	*	*	*	*	*	*



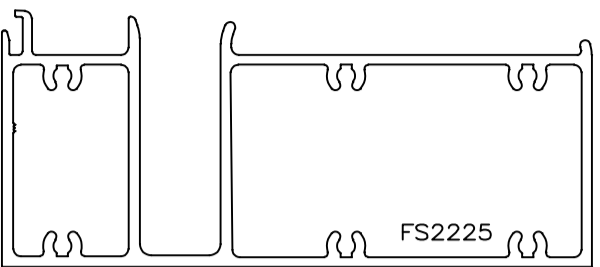
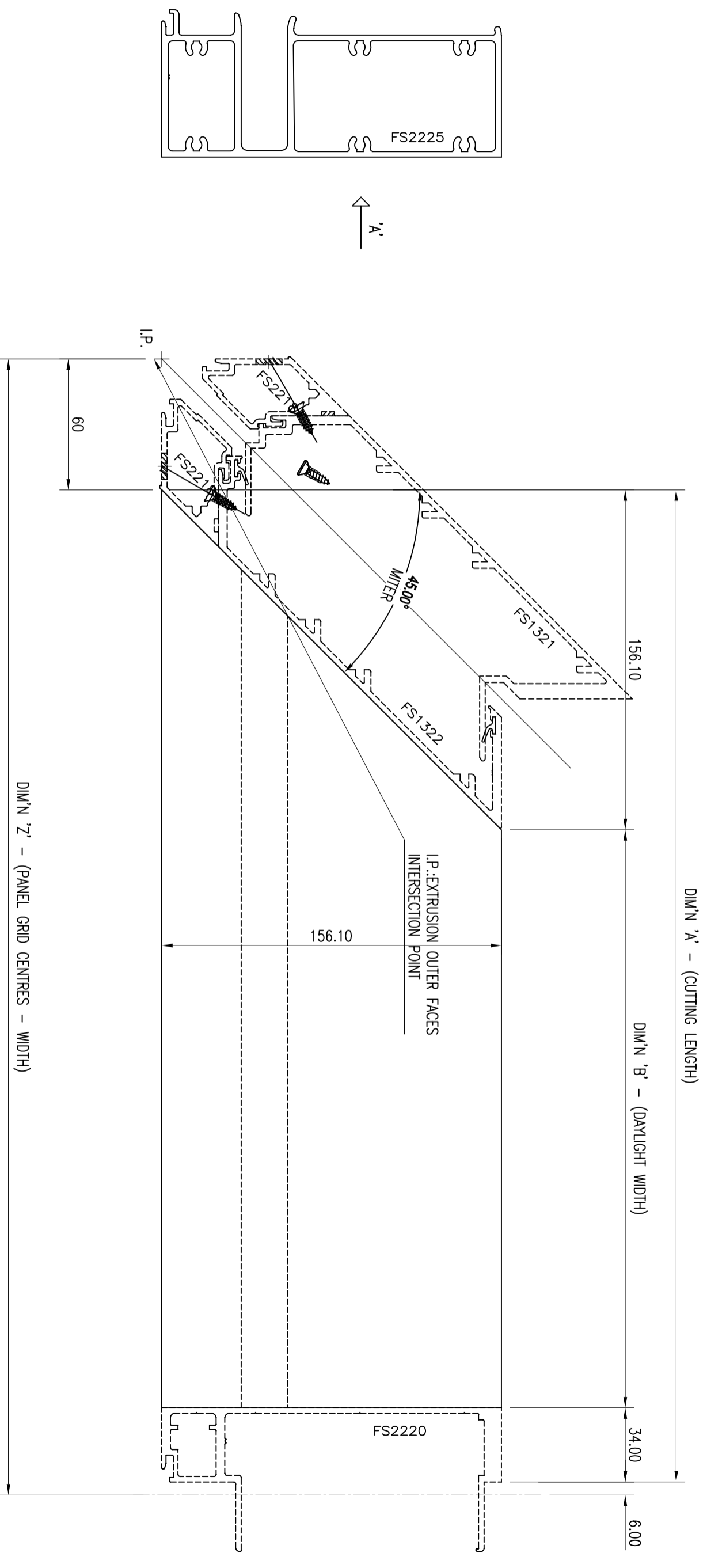
↑
'A'



VIEW 'A'

REV.	DETAILS	DATE	SUBJECT		SCALE	DRAWN	DATE
A	Dwg No Amended	7.25	BAR DRAWINGS STRUCTURAL GLAZED SYSTEMS CW2000		1:2 (at A-3)	KH	Mar.'17
						CHECKED	DATE
			Copyright © ENVIROTECH FACADE SOLUTIONS 2009 All rights reserved. No part of this publication may be reproduced in any form without prior written permission of ENVIROTECH FACADE SOLUTIONS PTY LTD. Apart from any use permitted under the copyright act 1988 all other rights are reserved.				
			Details BAR DRAWING STACK SILL		DWG No.	FS2225-SS-01	REV.
							A

EXTRUSION NUMBER	PART No.	QTY.	DIMENSION 'A'	DIMENSION 'B'	DIMENSION 'C'	DIMENSION 'L'	DIMENSION 'X'	DIMENSION 'Y'	DIMENSION 'Z'
FS2225	*	*	*	*	*	*	*	*	*




DIM'N 'Z' - (PANEL GRID CENTRES - WIDTH)
VIEW 'A'

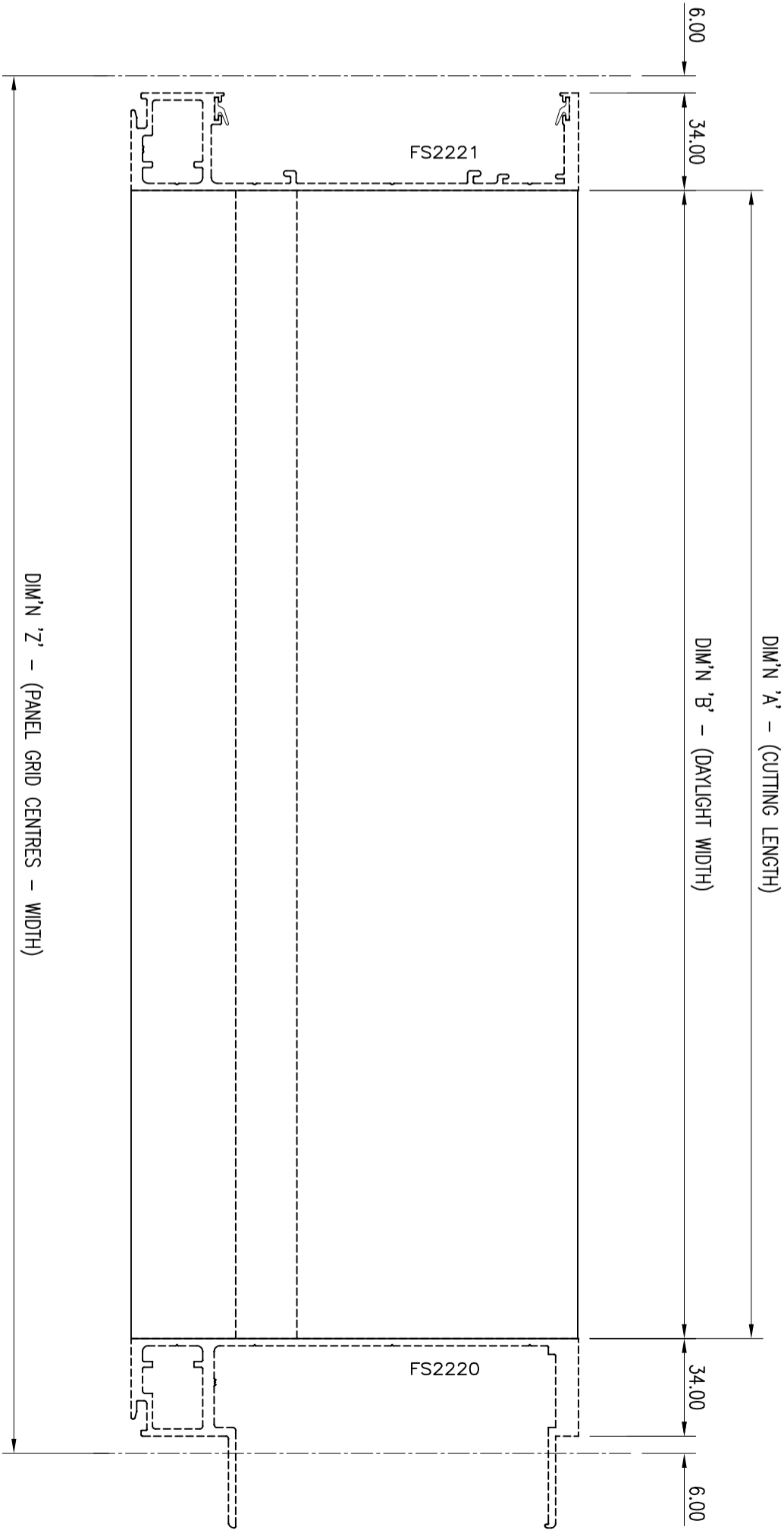
REV.	DETAILS	DATE	SUBJECT		SCALE	DRAWN	DATE
A	Dwg No Amended	7.25	BAR DRAWINGS STRUCTURAL GLAZED SYSTEMS CW2000		1:2 (at A-3)	KH	Mar.'17
			Copyright © ENVIROTECH FACADE SOLUTIONS 2009 All rights reserved. No part of this publication may be reproduced in any form without prior written permission of ENVIROTECH FACADE SOLUTIONS PTY LTD. Apart from any use permitted under the copyright act 1988 all other rights are reserved.				
			Details BAR DRAWING STACK SILL				
			DWG No.				
			FS2225-SS-03				
			REV.				
			A				



EXTRUSION NUMBER	PART No.	QTY.	DIMENSION 'A'	DIMENSION 'B'	DIMENSION 'C'	DIMENSION 'L'	DIMENSION 'X'	DIMENSION 'Y'	DIMENSION 'Z'
FS2245	*	*	*	*	*	*	*	*	*



↑
'A'

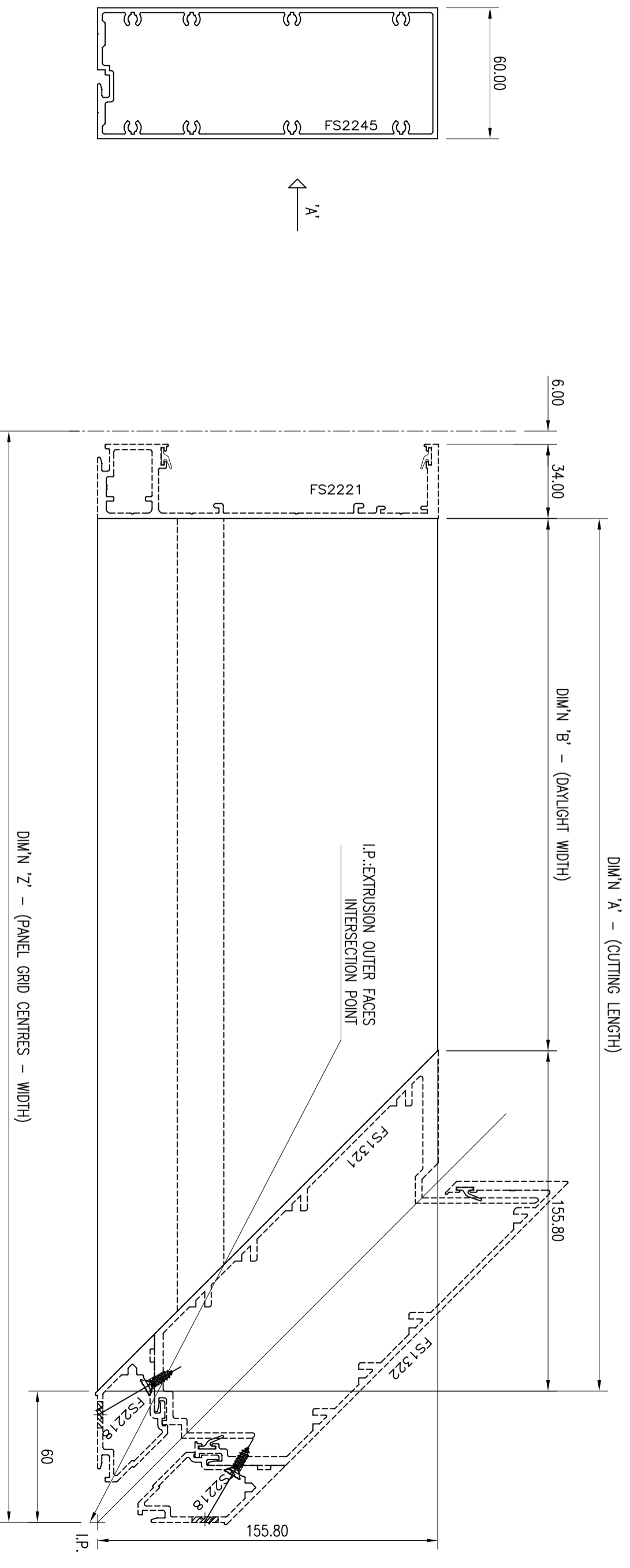


VIEW 'A'


REV.	DETAILS	DATE	SUBJECT		SCALE	DRAWN	DATE
A	Dwg No Amended	7.25	BAR DRAWINGS STRUCTURAL GLAZED SYSTEMS CW2000		1:2 (at A-3)	KH	Mar.'17
			Copyright © ENVIROTECH FACADE SOLUTIONS 2009 All rights reserved. No part of this publication may be reproduced in any form without prior written permission of ENVIROTECH FACADE SOLUTIONS PTY LTD. Apart from any use permitted under the copyright act 1988 all other rights are reserved.				
			Details BAR DRAWING TRANSOM FS2245				
			DWG No.				
			FS2245-T-01				
			REV.				
			A				



EXTRUSION NUMBER	PART No.	QTY.	DIMENSION 'A'	DIMENSION 'B'	DIMENSION 'C'	DIMENSION 'L'	DIMENSION 'X'	DIMENSION 'Y'	DIMENSION 'Z'
FS2245	*	*	*	*	*	*	*	*	*



REV.	DETAILS	DATE	SUBJECT		Copyright	Details	SCALE	DWG No.	REV.
A	Dwg No Amended	7.25	BAR DRAWINGS STRUCTURAL GLAZED SYSTEMS CW2000		© ENVIROTECH FACADE SOLUTIONS 2009 ABN 161 3807 3651 Envirotech Facade Solutions claims copyright ownership of all information, text, drawings, and illustrations contained in this publication. No part of this publication may be reproduced in any form without prior written permission of ENVIROTECH FACADE SOLUTIONS PTY LTD. Apart from any use permitted under the copyright act 1968 all other rights are reserved.	BAR DRAWING TRANSOM FS2245	1:2 (at A-3)	FS2245-T-02	A
			DRAWN	KH	DATE				
			CHECKED		DATE				
					Mar: '17				

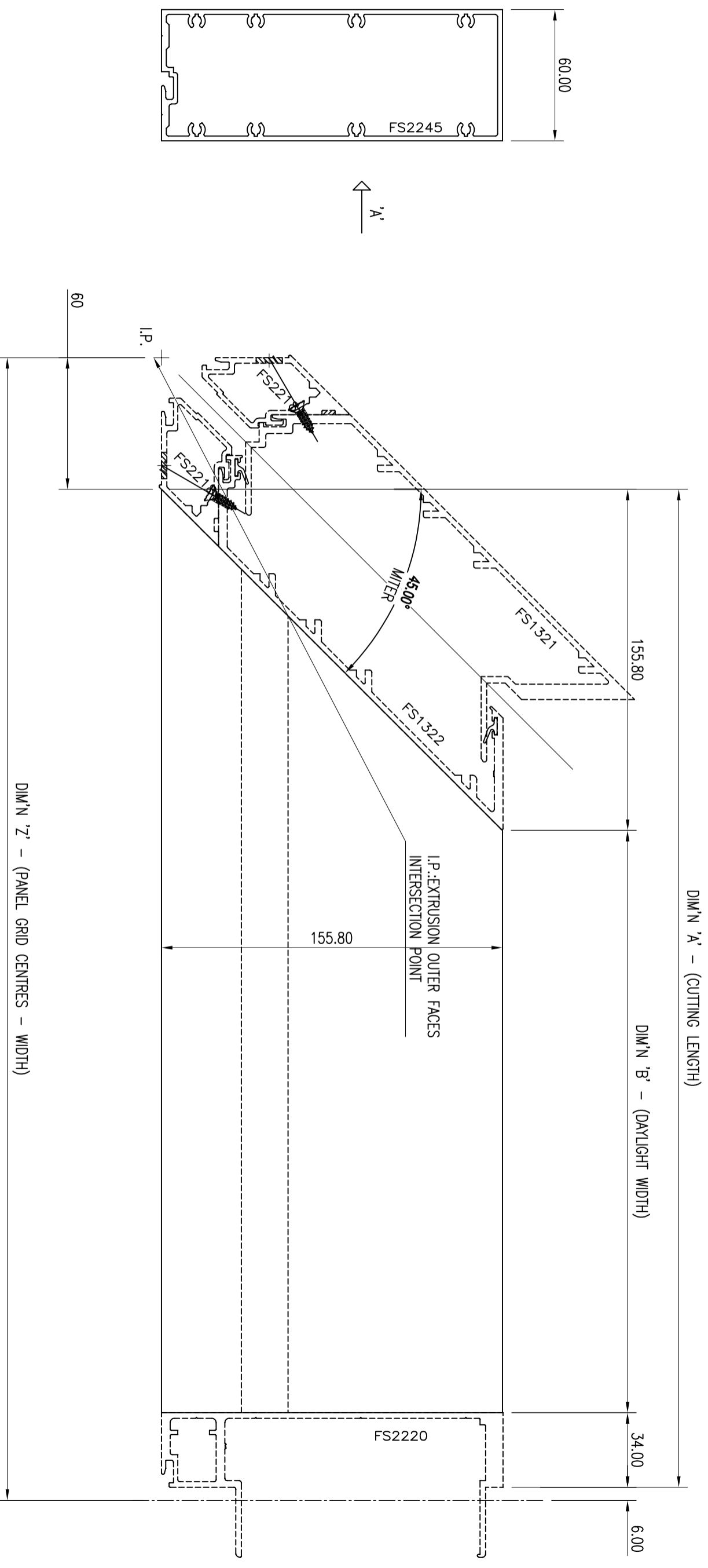


ENVIROTECH FACADE SOLUTIONS
Copyright © ENVIROTECH FACADE SOLUTIONS 2009
ABN 161 3807 3651
Envirotech Facade Solutions
claims copyright ownership of all information, text, drawings, and illustrations contained in this publication. No part of this publication may be reproduced in any form without prior written permission of ENVIROTECH FACADE SOLUTIONS PTY LTD. Apart from any use permitted under the copyright act 1968 all other rights are reserved.

BAR DRAWING
TRANSOM
FS2245

DWG No. FS2245-T-02
SCALE 1:2 (at A-3)
DATE Mar: '17
REV. A

EXTRUSION NUMBER	PART No.	QTY.	DIMENSION 'A'	DIMENSION 'B'	DIMENSION 'C'	DIMENSION 'L'	DIMENSION 'X'	DIMENSION 'Y'	DIMENSION 'Z'
FS2245	*	*	*	*	*	*	*	*	*




VIEW 'A'

DIM 'Z' - (PANEL GRID CENTRES - WIDTH)

DIM 'A' - (CUTTING LENGTH)

DIM 'B' - (DAYLIGHT WIDTH)

REV.	DETAILS	DATE	SUBJECT		SCALE	DWG No.	REV.
A	Dwg No Amended	7.25	BAR DRAWINGS STRUCTURAL GLAZED SYSTEMS CW2000		1:2 (at A-3)	FS2245-T-03	A
			BAR DRAWING TRANSON FS2245				
			DRAWN KH DATE Mar.'17				
			CHECKED DATE				

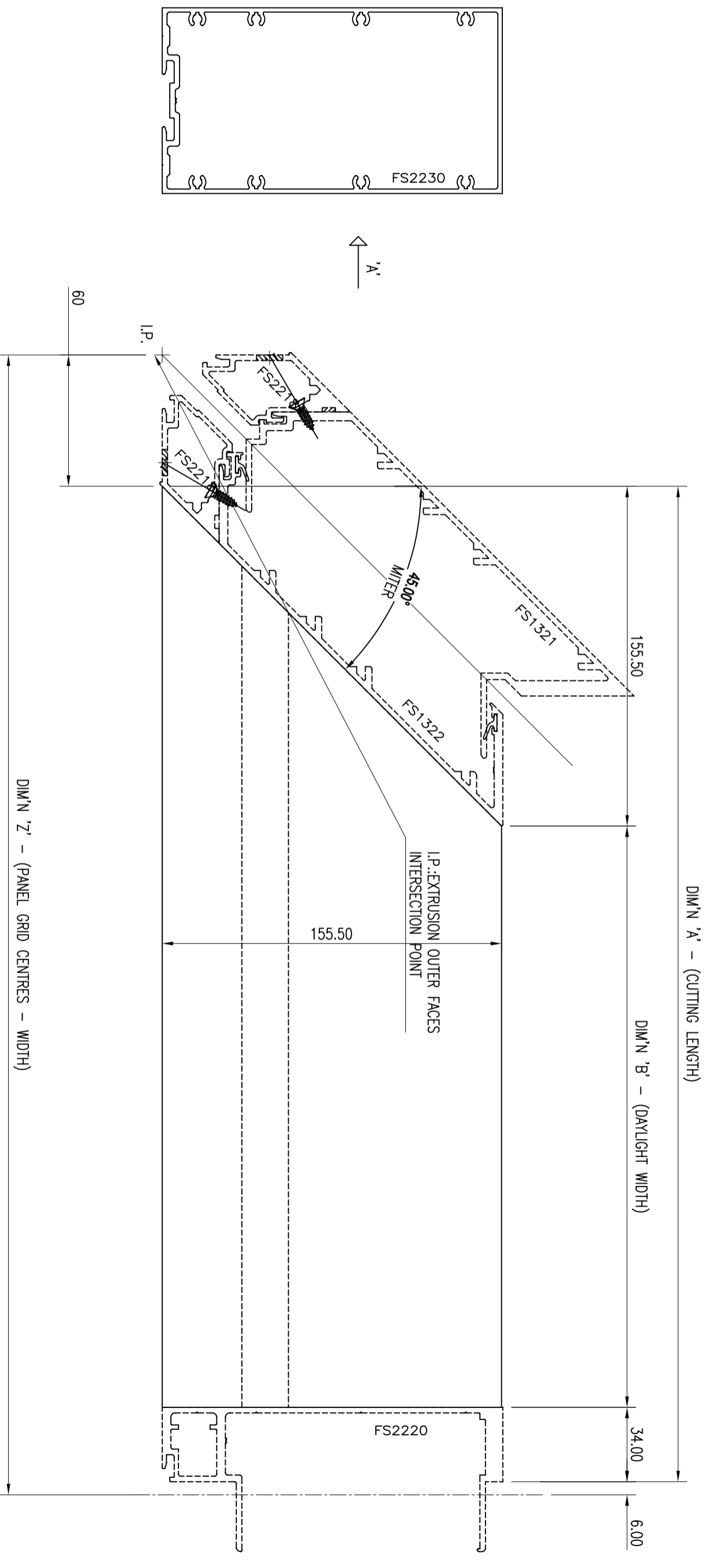


Copyright
© ENVIROTECH FACADE SOLUTIONS 2009
All rights reserved. No part of this publication may be reproduced in any form without prior written permission of ENVIROTECH FACADE SOLUTIONS PTY LTD.
Copyright act 1968 all other rights are reserved.

Details
BAR DRAWING
TRANSON
FS2245

DWG No.
FS2245-T-03
REV.
A

EXTRUSION NUMBER	PART No.	QTY.	DIMENSION 'A'	DIMENSION 'B'	DIMENSION 'C'	DIMENSION 'L'	DIMENSION 'X'	DIMENSION 'Y'	DIMENSION 'Z'
FS2230	*	*	*	*	*	*	*	*	*



VIEW 'A'

DIM 'Z' - (PANEL GRID CENTRES - WIDTH)

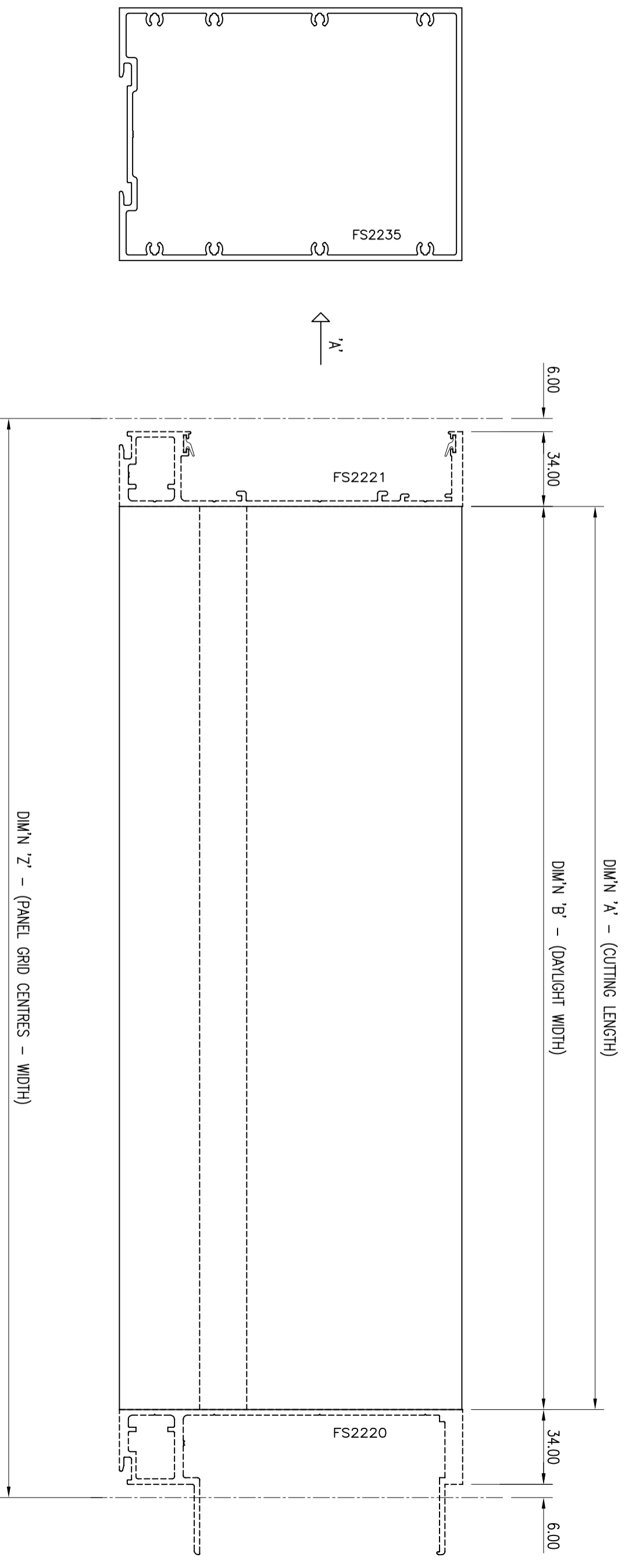
DIM 'A' - (CUTTING LENGTH)

DIM 'B' - (DAYLIGHT WIDTH)

REV.	DETAILS	DATE	SUBJECT		SCALE	DWG No.	REV.
A	Dwg No Amended	7.25	BAR DRAWINGS STRUCTURAL GLAZED SYSTEMS CW2000		1:2 (at A-3)	FS2230-T-03	A
			Copyright © ENVIROTECH FACADE SOLUTIONS 2009 All rights reserved. No part of this publication may be reproduced in any form without prior written permission of ENVIROTECH FACADE SOLUTIONS PTY LTD. Apart from any use permitted under the copyright act 1988 all other rights are reserved.				
			Details BAR DRAWING TRANSOM FS2230				
			DRAWN KH	DATE Mar.'17			
			CHECKED	DATE			



EXTRUSION NUMBER	PART No.	QTY.	DIMENSION 'A'	DIMENSION 'B'	DIMENSION 'C'	DIMENSION 'L'	DIMENSION 'X'	DIMENSION 'Y'	DIMENSION 'Z'
FS2235	*	*	*	*	*	*	*	*	*

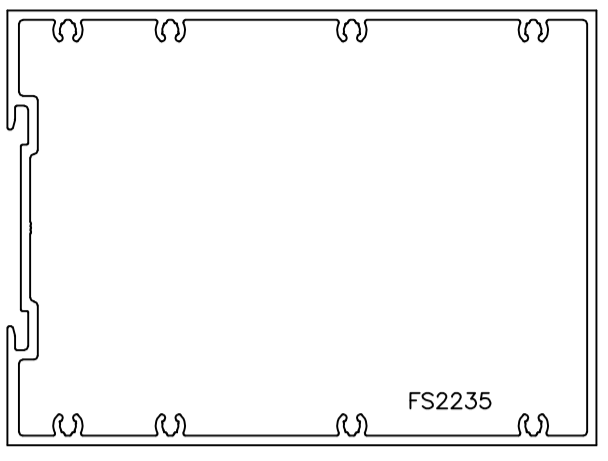
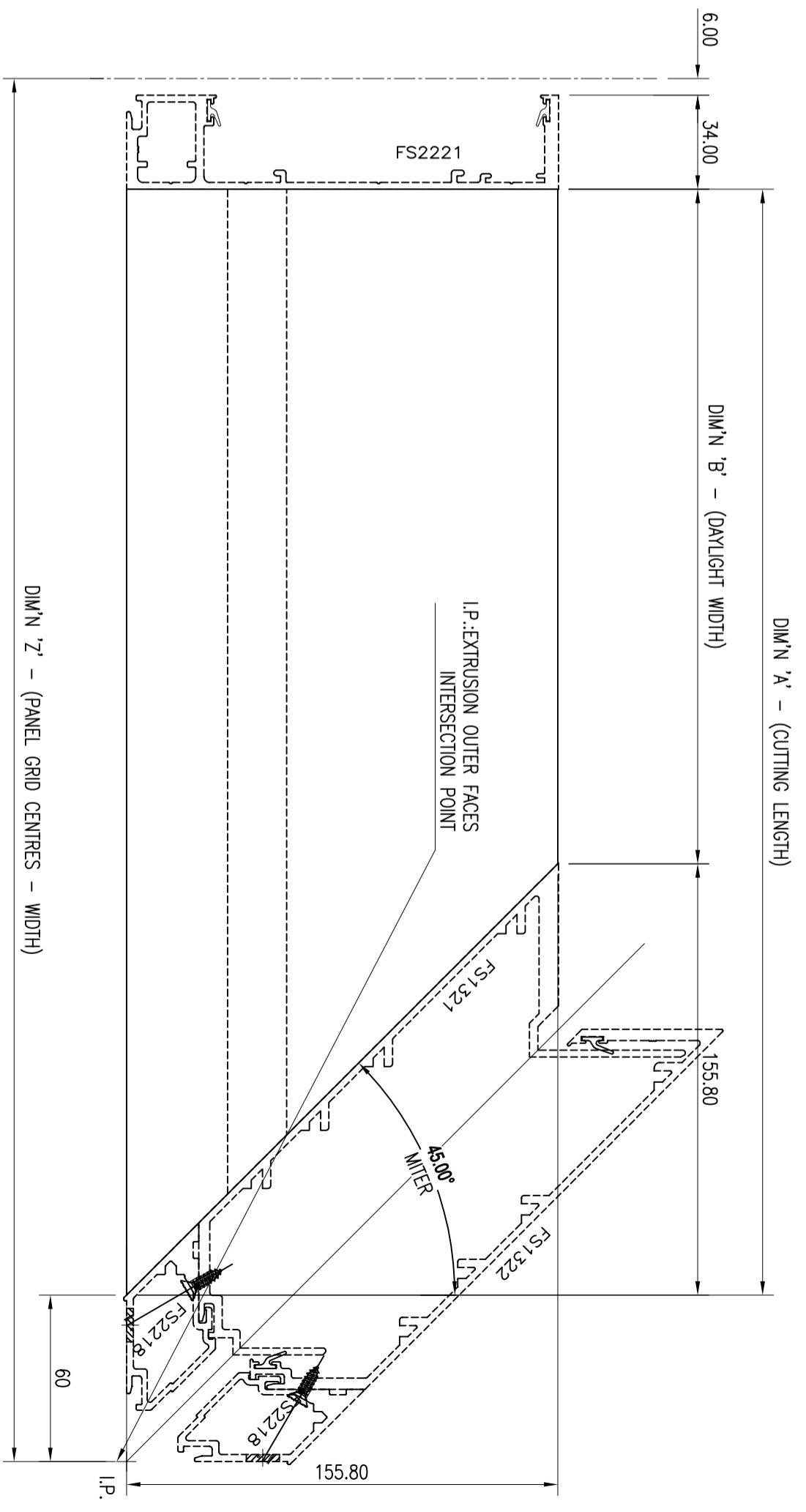


VIEW 'A'

REV.	DETAILS	DATE	SUBJECT		SCALE	DRAWN	DATE
A	Dwg No Amended	7.25	BAR DRAWINGS STRUCTURAL GLAZED SYSTEMS CW2000		1:2 (at A-3)	KH	Mar.'17
			Copyright © ENVIROTECH FACADE SOLUTIONS 2009 All rights reserved. No part of this publication may be reproduced in any form without prior written permission of ENVIROTECH FACADE SOLUTIONS PTY LTD. Apart from any use permitted under the copyright act 1988 all other rights are reserved.				
			Details BAR DRAWING TRANSOM FS2235				
			DWG No.				
			FS2235-T-01				
			REV.				
			A				



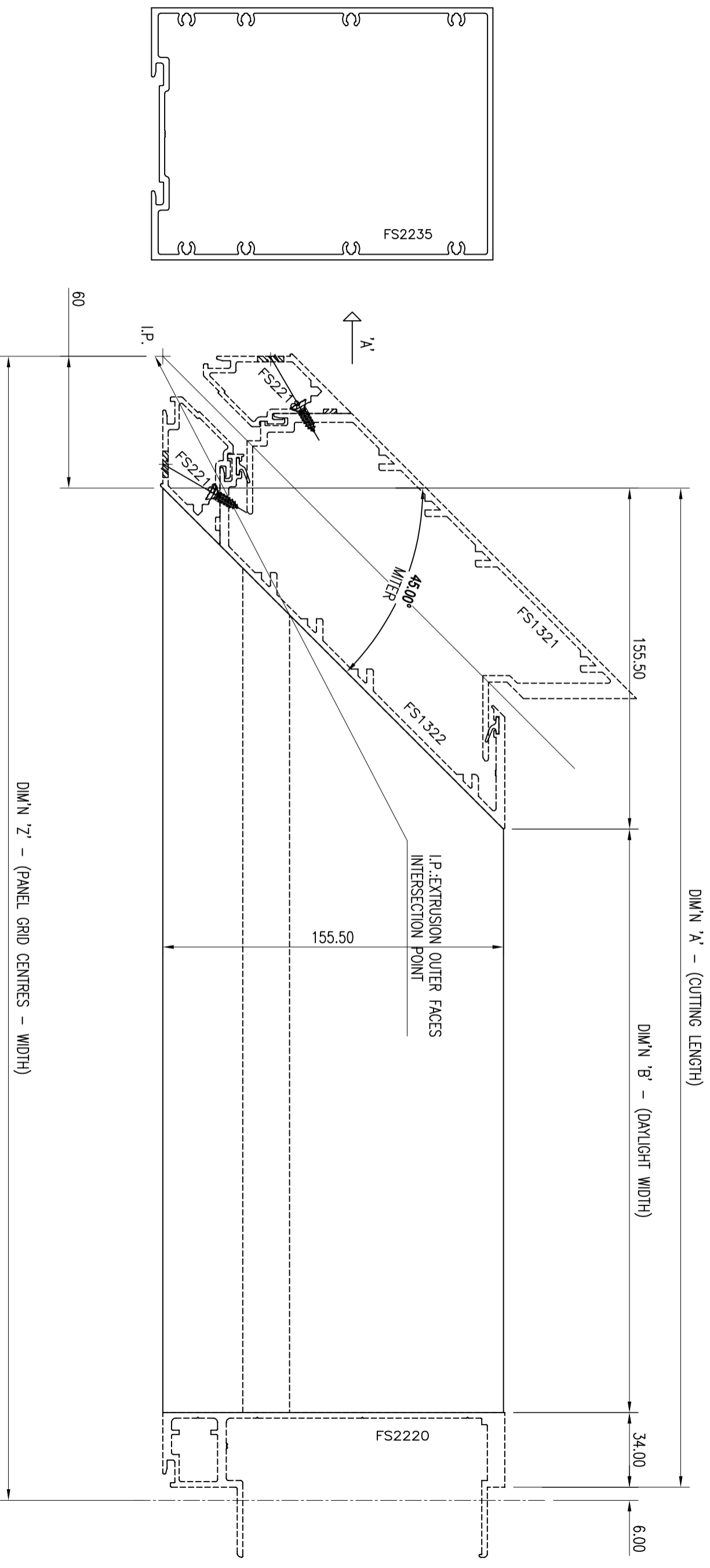
EXTRUSION NUMBER	PART No.	QTY.	DIMENSION 'A'	DIMENSION 'B'	DIMENSION 'C'	DIMENSION 'L'	DIMENSION 'X'	DIMENSION 'Y'	DIMENSION 'Z'
FS2235	*	*	*	*	*	*	*	*	*



VIEW 'A'


REV.	DETAILS	DATE	SUBJECT		SCALE	DRAWN	DATE
A	Dwg No Amended	7.25	BAR DRAWINGS STRUCTURAL GLAZED SYSTEMS CW2000		1:2 (at A-3)	KH	Mar.'17
			Copyright © ENVIROTECH FACADE SOLUTIONS 2009 All rights reserved. No part of this publication may be reproduced in any form without prior written permission of ENVIROTECH FACADE SOLUTIONS PTY LTD. Copyright act 1988 all other rights are reserved.				
			Details BAR DRAWING TRANSOM FS2235				
			DWG No.				
			FS2235-T-02				
			REV.				
			A				

EXTRUSION NUMBER	PART No.	QTY.	DIMENSION 'A'	DIMENSION 'B'	DIMENSION 'C'	DIMENSION 'L'	DIMENSION 'X'	DIMENSION 'Y'	DIMENSION 'Z'
FS2235	*	*	*	*	*	*	*	*	*



VIEW 'A'

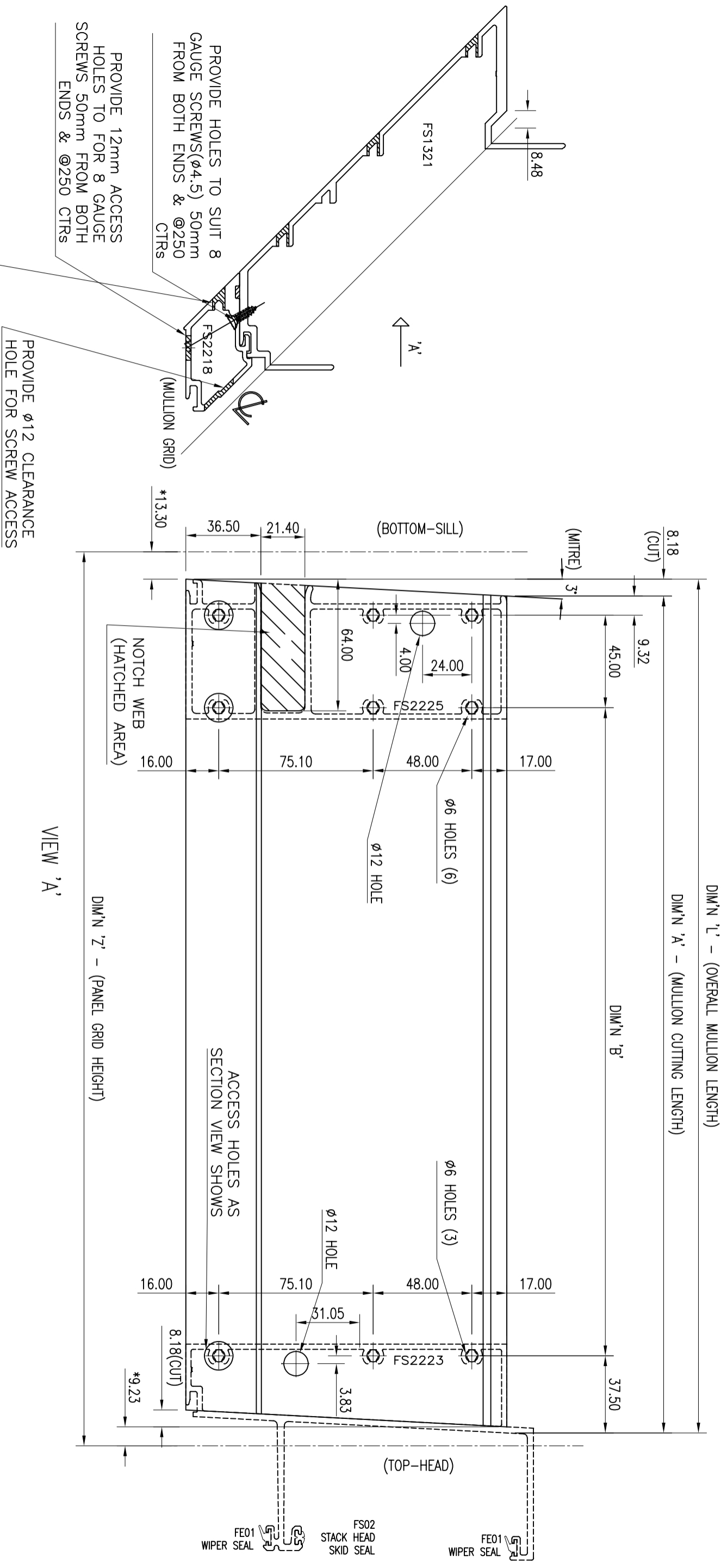
REV.	DETAILS	DATE	SUBJECT		SCALE	DWG No.	REV.
A	Dwg No Amended	7.25	BAR DRAWINGS STRUCTURAL GLAZED SYSTEMS CW2000		1:2 (at A-3)	FS2235-T-03	A
			DRAWN KH DATE Mar.'17				
			CHECKED DATE				



Copyright
© ENVIROTECH FACADE SOLUTIONS 2009
All rights reserved. No part of this publication may be reproduced in any form without prior written permission of ENVIROTECH FACADE SOLUTIONS PTY LTD. Apart from any use permitted under the copyright act 1988 all other rights are reserved.

Details
BAR DRAWING
TRANSOM
FS2235

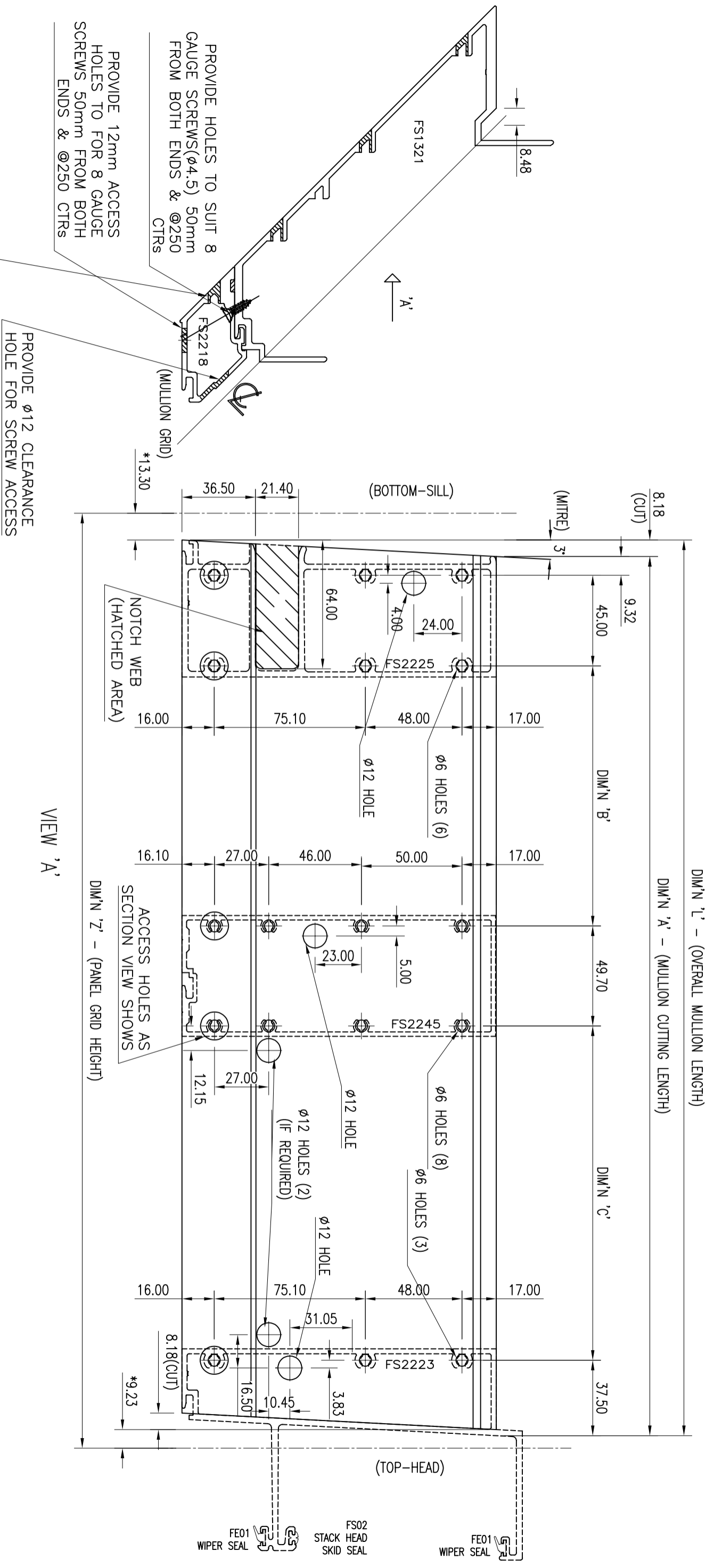
EXTRUSION NUMBER	PART No.	QTY.	DIMENSION 'A'	DIMENSION 'B'	DIMENSION 'C'	DIMENSION 'L'	DIMENSION 'X'	DIMENSION 'Y'	DIMENSION 'Z'
FS1321	*	*	*	*	*	*	*	*	*
FS2218	*	*	*	*	*	*	*	*	*



REV.	DETAILS	DATE	SUBJECT		SCALE	DRAWN	DATE
D	Dwg No Amended	7.25	BAR DRAWINGS STRUCTURAL GLAZED SYSTEMS CW2000		1:2 (at A-3)	KH	Mar. 17
			BAR DRAWING CORNER MALE MULLION (LEFT HAND)		DWG No.		
			Copyright © ENVIROTECH FACADE SOLUTIONS 2009 All rights reserved. No part of this publication may be reproduced in any form without prior written permission of ENVIROTECH FACADE SOLUTIONS PTY LTD. Apart from any use permitted under the copyright act 1988 all other rights are reserved.				
			EFS ENVIROTECH FACADE SOLUTIONS				
			Details				
			FS1321-CMML-01				
			REV.				


(*) FIGURES ARE BASED ON 27.71mm STACK JOINT

EXTRUSION NUMBER	PART No.	QTY.	DIMENSION 'A'	DIMENSION 'B'	DIMENSION 'C'	DIMENSION 'L'	DIMENSION 'X'	DIMENSION 'Y'	DIMENSION 'Z'
FS1321	*	*	*	*	*	*	*	*	*
FS2218	*	*	*	*	*	*	*	*	*



(*) FIGURES ARE BASED ON 27.71mm STACK JOINT

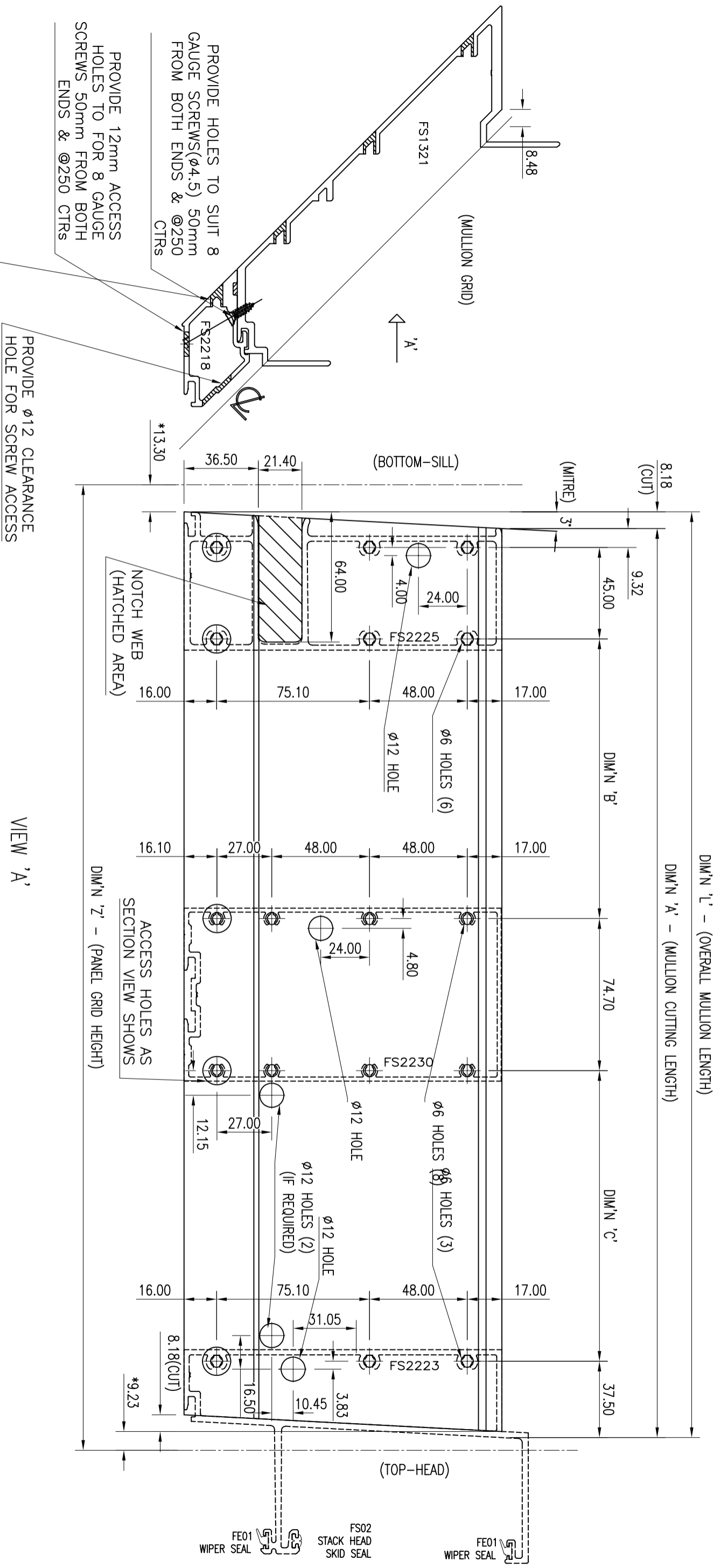
REV.	DETAILS	DATE	SUBJECT	
D	Dwg No Amended	7.25	BAR DRAWINGS STRUCTURAL GLAZED SYSTEMS CW2000	
			DRAWN: KH DATE: Mar. 17 CHECKED: DATE:	
			SCALE: 1:2 (at A-3) DWG No.	
			REV.	



Copyright © ENVIROTECH FACADE SOLUTIONS 2009
 All rights reserved. No part of this publication may be reproduced in any form without prior written permission of ENVIROTECH FACADE SOLUTIONS PTY LTD.
 Apart from any use permitted under the copyright act 1988 all other rights are reserved.

Details
 BAR DRAWING
 CORNER
 MALE MULLION
 (LEFT HAND)

EXTRUSION NUMBER	PART No.	QTY.	DIMENSION 'A'	DIMENSION 'B'	DIMENSION 'C'	DIMENSION 'L'	DIMENSION 'X'	DIMENSION 'Y'	DIMENSION 'Z'
FS1321	*	*	*	*	*	*	*	*	*
FS2218	*	*	*	*	*	*	*	*	*




(*) FIGURES ARE BASED ON 27.71mm STACK JOINT

REV.	DETAILS	DATE	SUBJECT	SCALE	DRAWN	DATE
D	Dwg No Amended	7.25	BAR DRAWINGS STRUCTURAL GLAZED SYSTEMS CW2000	1:2 (at A-3)	KH	Mar. 17

REV.	DETAILS	DATE	SUBJECT	SCALE	DRAWN	DATE
			BAR DRAWING CORNER MALE MULLION (LEFT HAND)			

REV.	DETAILS	DATE	SUBJECT	SCALE	DRAWN	DATE
			BAR DRAWING CORNER MALE MULLION (LEFT HAND)			

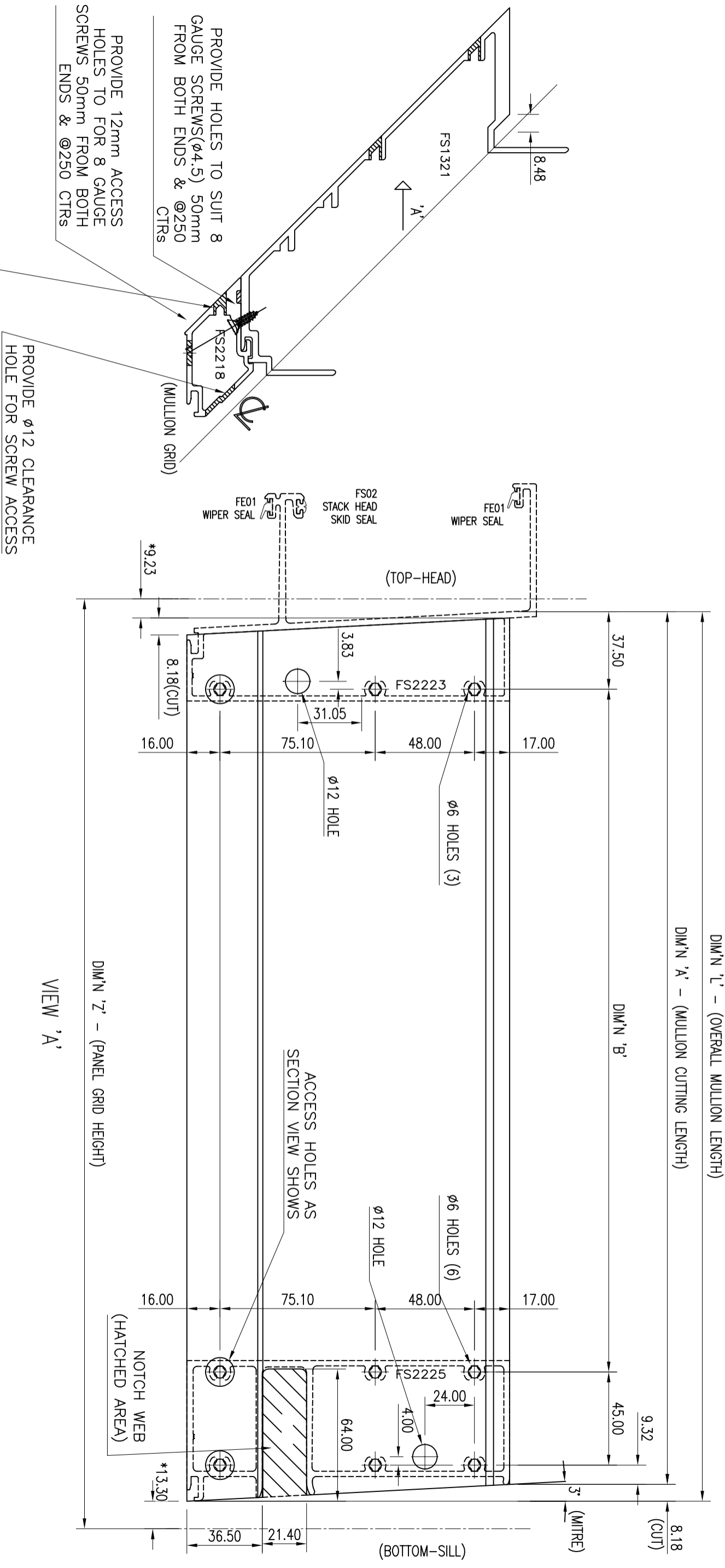


Copyright
 ENVIROTECH FACADE SOLUTIONS 2009
 All rights reserved. No part of this publication may be reproduced in any form without prior written permission of ENVIROTECH FACADE SOLUTIONS PTY LTD. Apart from any use permitted under the copyright act 1988 all other rights are reserved.

Details
 BAR DRAWING
 CORNER
 MALE MULLION
 (LEFT HAND)

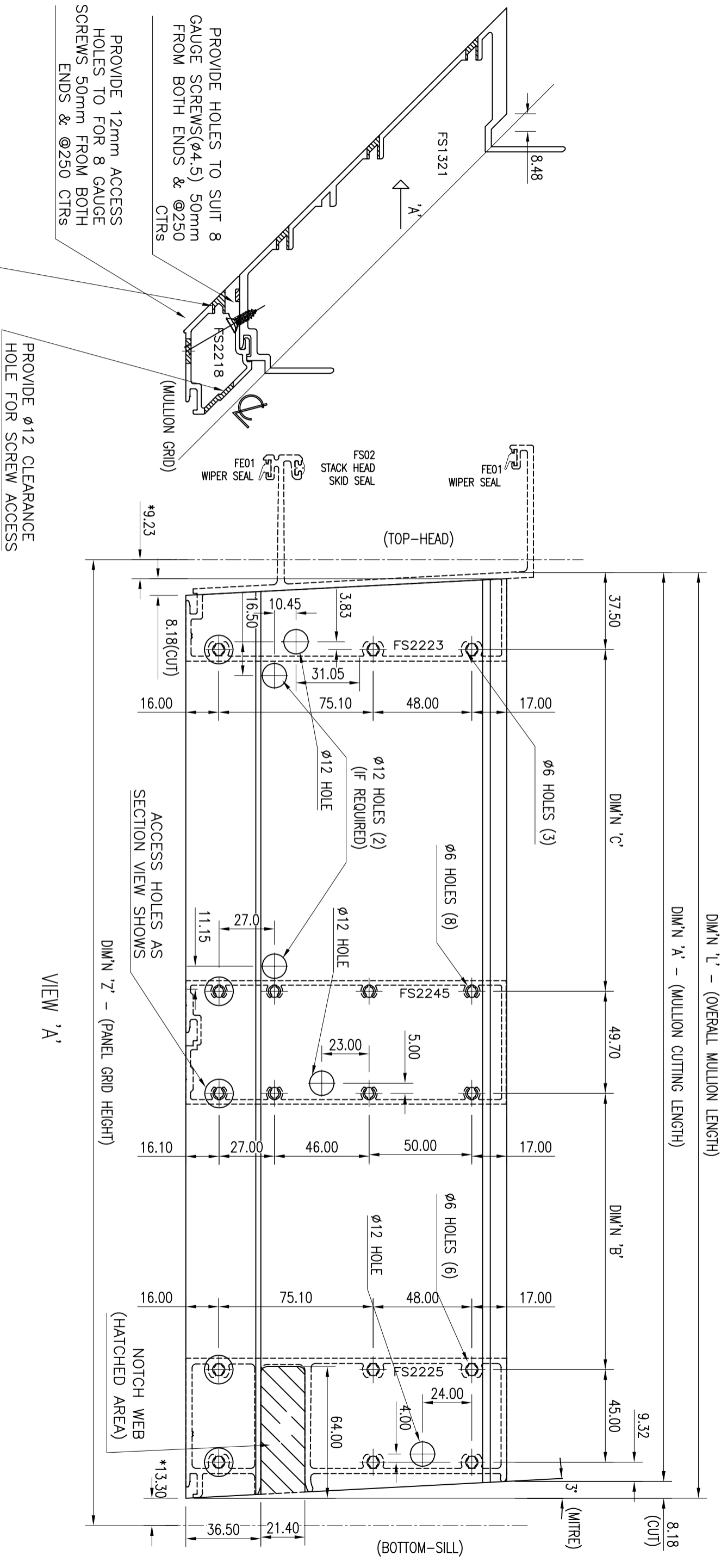
DWG No.
 FS1321-CMML-03
 REV. D

EXTRUSION NUMBER	PART No.	QTY.	DIMENSION 'A'	DIMENSION 'B'	DIMENSION 'C'	DIMENSION 'L'	DIMENSION 'X'	DIMENSION 'Y'	DIMENSION 'Z'
FS1321	*	*	*	*	*	*	*	*	*
FS2218	*	*	*	*	*	*	*	*	*



REV.	DETAILS	DATE	SUBJECT		Copyright	Details	DRAWN	DATE
D	Dwg No Amended	7.25	BAR DRAWINGS STRUCTURAL GLAZED SYSTEMS CW2000		© ENVIROTECH FACADE SOLUTIONS 2009 All rights reserved. No part of this publication may be reproduced in any form without prior written permission of ENVIROTECH FACADE SOLUTIONS PTY LTD. Apart from any use permitted under the copyright act 1988 all other rights are reserved.	BAR DRAWING CORNER MALE MULLION (RIGHT HAND)	KH	Mar. 17
			SCALE		DWG No.		CHECKED	DATE
			1:2 (at A-3)		FS1321-CMMR-01			
							REV.	
								D

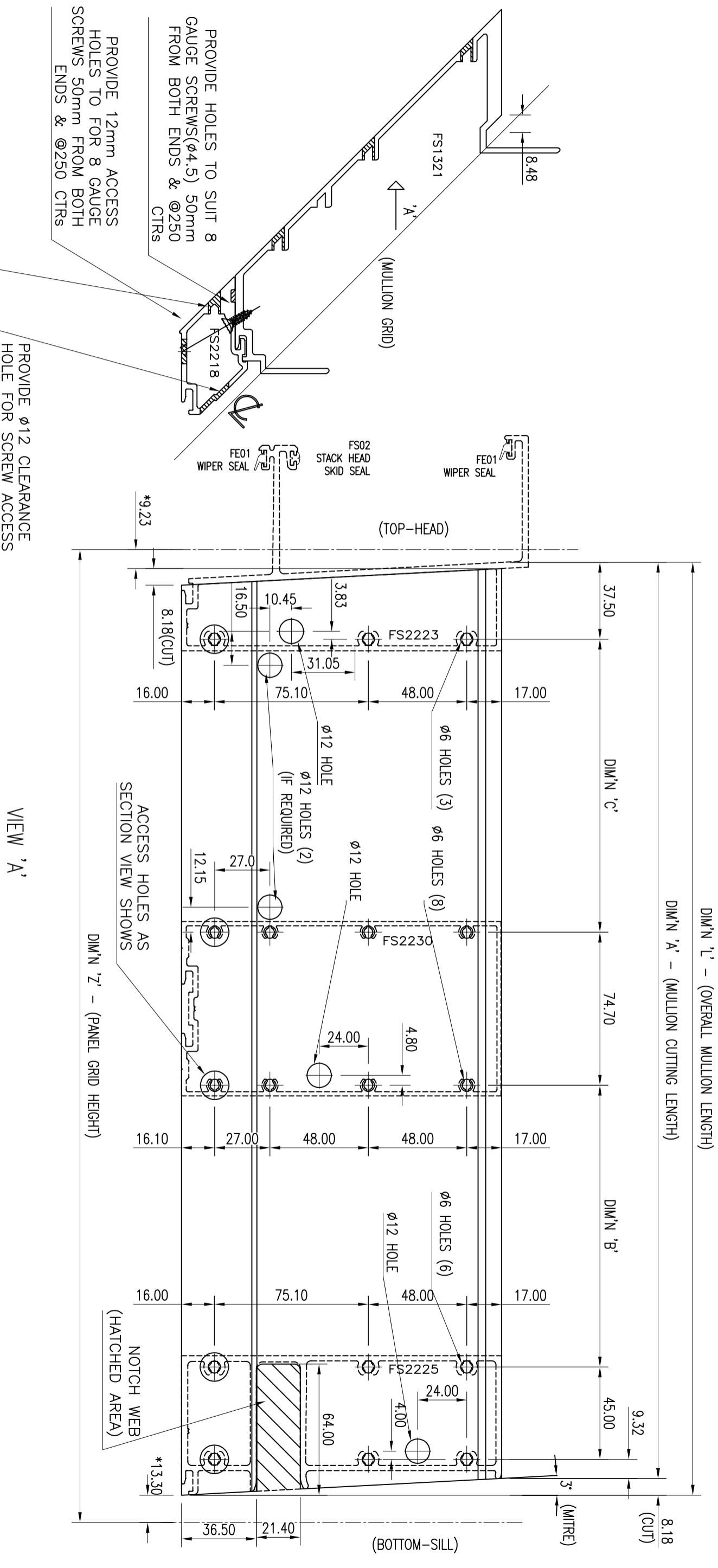
EXTRUSION NUMBER	PART No.	QTY.	DIMENSION 'A'	DIMENSION 'B'	DIMENSION 'C'	DIMENSION 'L'	DIMENSION 'X'	DIMENSION 'Y'	DIMENSION 'Z'
FS1321	*	*	*	*	*	*	*	*	*
FS2218	*	*	*	*	*	*	*	*	*



REV.	DETAILS	DATE	SUBJECT	
D	Dwg No Amended	7.25	BAR DRAWINGS STRUCTURAL GLAZED SYSTEMS CW2000	
			<p>Copyright © ENVIROTECH FACADE SOLUTIONS 2009 All rights reserved. No part of this publication may be reproduced in any form without prior written permission of ENVIROTECH FACADE SOLUTIONS PTY LTD. Apart from any use permitted under the copyright act 1988 all other rights are reserved.</p>	
			<p>Details BAR DRAWING CORNER MALE MULLION (RIGHT HAND)</p>	
DRAWN		DATE	DRAWN	
KH		Mar. 17	KH	
CHECKED		DATE	CHECKED	
SCALE		1:2 (at A-3)	SCALE	
DWG No.			DWG No.	
FS1321-CMMR-02			FS1321-CMMR-02	
REV.			REV.	
D			D	

(*) FIGURES ARE BASED ON 27.71mm STACK JOINT

EXTRUSION NUMBER	PART No.	QTY.	DIMENSION 'A'	DIMENSION 'B'	DIMENSION 'C'	DIMENSION 'L'	DIMENSION 'X'	DIMENSION 'Y'	DIMENSION 'Z'
FS1321	*	*	*	*	*	*	*	*	*
FS2218	*	*	*	*	*	*	*	*	*



VIEW 'A'

DIM 'Z' - (PANEL GRID HEIGHT)

ACCESS HOLES AS SECTION VIEW SHOWS

NOTCH WEB (HATCHED AREA)

PROVIDE ø6 CLEARANCE HOLE FOR SCREW FIXING

PROVIDE ø12 CLEARANCE HOLE FOR SCREW ACCESS

PROVIDE HOLES TO SUIT 8 GAUGE SCREWS(ø4.5) 50mm FROM BOTH ENDS & @250 CTRS

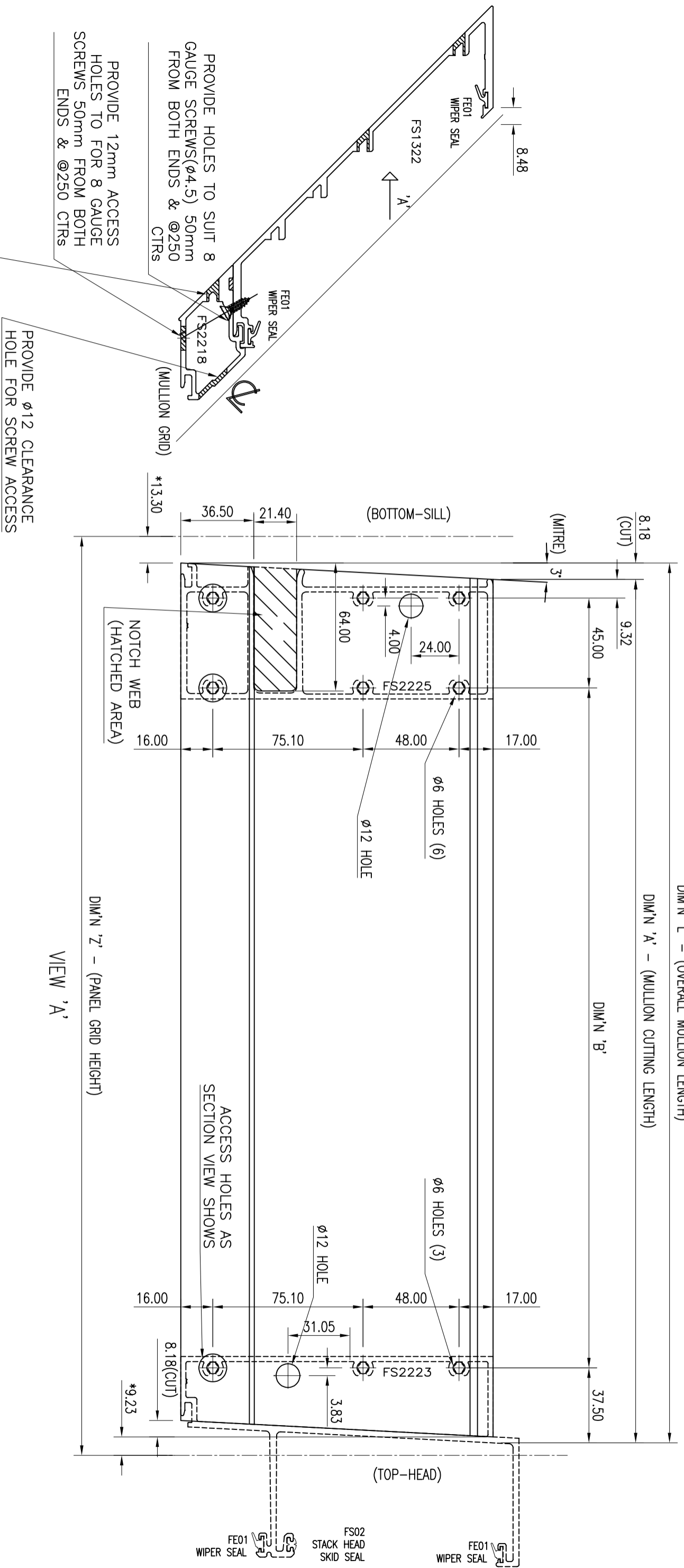
PROVIDE 12mm ACCESS HOLES TO FOR 8 GAUGE SCREWS 50mm FROM BOTH ENDS & @250 CTRS

(*) FIGURES ARE BASED ON 27.71mm STACK JOINT

REV.	DETAILS	DATE	SUBJECT	DRAWN	DATE
D	Dwg No Amended	7.25	BAR DRAWINGS STRUCTURAL GLAZED SYSTEMS CW2000	KH	Mar.17
				BAR DRAWING CORNER MALE MULLION (RIGHT HAND)	
			Copyright © ENVIROTECH FACADE SOLUTIONS 2009 All rights reserved. No part of this publication may be reproduced in any form without prior written permission of ENVIROTECH FACADE SOLUTIONS PTY LTD. Apart from any use permitted under the copyright act 1968 all other rights are reserved.	SCALE 1:2 (at A-3)	
			Details BAR DRAWING CORNER MALE MULLION (RIGHT HAND)	DWG No. FS1321-CMMR-03	REV. D



EXTRUSION NUMBER	PART No.	QTY.	DIMENSION 'A'	DIMENSION 'B'	DIMENSION 'C'	DIMENSION 'L'	DIMENSION 'X'	DIMENSION 'Y'	DIMENSION 'Z'
FS1322	*	*	*	*	*	*	*	*	*
FS2218	*	*	*	*	*	*	*	*	*



(*) FIGURES ARE BASED ON 27.71mm STACK JOINT

REV.	DETAILS	DATE	SUBJECT
D	Dwg No Amended	7.25	BAR DRAWINGS STRUCTURAL GLAZED SYSTEMS CW2000

DRAWN	DATE	CHECKED	DATE
KH	Mar. 17		

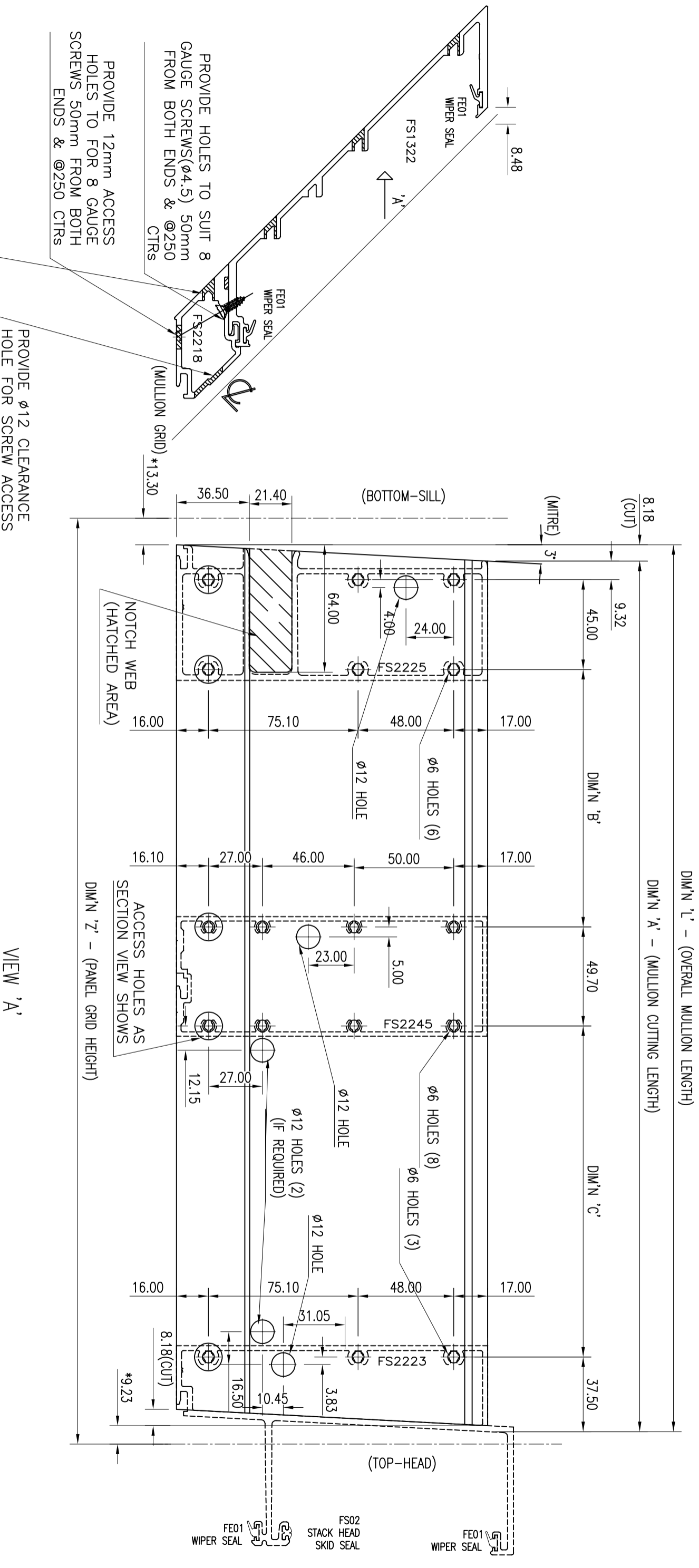
SCALE	DWG No.	REV.
1:2 (at A-3)	FS1322-CFML-01	D



ENVIROTECH FACADE SOLUTIONS
Copyright © ENVIROTECH FACADE SOLUTIONS 2009
All rights reserved. No part of this publication may be reproduced in any form without prior written permission of ENVIROTECH FACADE SOLUTIONS PTY LTD.

Details
BAR DRAWING
CORNER
FEMALE MULLION
(LEFT HAND)

EXTRUSION NUMBER	PART No.	QTY.	DIMENSION 'A'	DIMENSION 'B'	DIMENSION 'C'	DIMENSION 'L'	DIMENSION 'X'	DIMENSION 'Y'	DIMENSION 'Z'
FS1322	*	*	*	*	*	*	*	*	*
FS2218	*	*	*	*	*	*	*	*	*



PROVIDE $\phi 6$ CLEARANCE HOLE FOR SCREW FIXING

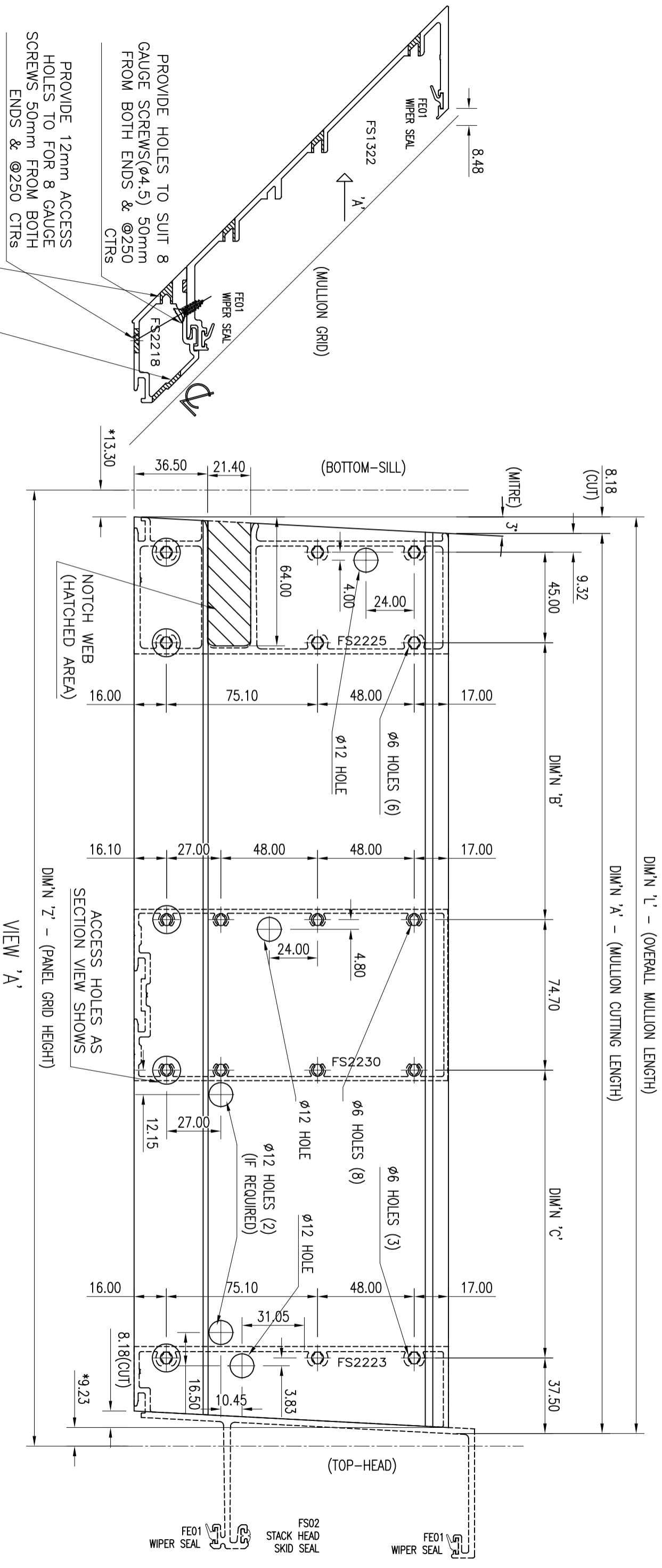
PROVIDE $\phi 12$ CLEARANCE HOLE FOR SCREW ACCESS

PROVIDE HOLES TO SUIT 8 GAUGE SCREWS($\phi 4.5$) 50mm FROM BOTH ENDS & @250 CTRS

(*) FIGURES ARE BASED ON 27.71mm STACK JOINT

REV.	DETAILS	DATE	SUBJECT		SCALE	DRAWN	DATE	
D	Dwg No Amended	7.25	BAR DRAWINGS STRUCTURAL GLAZED SYSTEMS CW2000		1:2 (at A-3)	KH	Mar. 17	
			Copyright © ENVIROTECH FACADE SOLUTIONS 2009 All rights reserved. No part of this publication may be reproduced in any form without prior written permission of ENVIROTECH FACADE SOLUTIONS PTY LTD. Apart from any use permitted under the copyright act 1988 all other rights are reserved.		Details BAR DRAWING CORNER FEMALE MULLION (LEFT HAND)		DWG No.	REV.
			ENVIROTECH FACADE SOLUTIONS				FS1322-CFML-02	D

EXTRUSION NUMBER	PART No.	QTY.	DIMENSION 'A'	DIMENSION 'B'	DIMENSION 'C'	DIMENSION 'L'	DIMENSION 'X'	DIMENSION 'Y'	DIMENSION 'Z'
FS1322	*	*	*	*	*	*	*	*	*
FS2218	*	*	*	*	*	*	*	*	*



PROVIDE HOLES TO SUIT 8 GAUGE SCREWS(ϕ 4.5) 50mm FROM BOTH ENDS & @250 CTRS

PROVIDE 12mm ACCESS HOLES TO FOR 8 GAUGE SCREWS 50mm FROM BOTH ENDS & @250 CTRS

PROVIDE ϕ 6 CLEARANCE HOLE FOR SCREW FIXING

PROVIDE ϕ 12 CLEARANCE HOLE FOR SCREW ACCESS

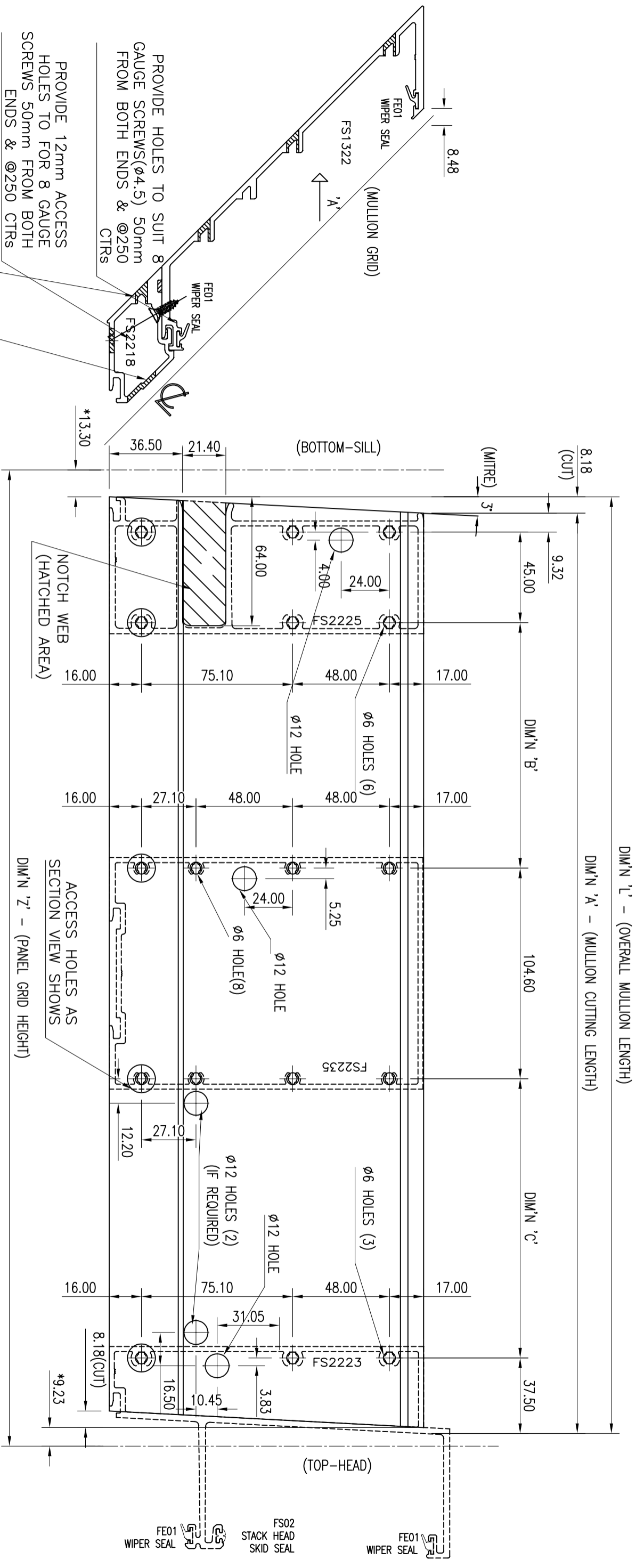
(*) FIGURES ARE BASED ON 27.71mm STACK JOINT

REV.	DETAILS	DATE	SUBJECT	DRAWN	DATE
D	Dwg No Amended	7.25	BAR DRAWINGS STRUCTURAL GLAZED SYSTEMS CW2000	KH	Mar. 17

SCALE	CHECKED	DATE	DWG No.	REV.
1:2 (at A-3)			FS1322-CFML-03	D

Copyright © ENVIROTECH FACADE SOLUTIONS 2009 All rights reserved. No part of this publication may be reproduced in any form without prior written permission of ENVIROTECH FACADE SOLUTIONS PTY LTD. Apart from any use permitted under the copyright act 1988 all other rights are reserved.	Details BAR DRAWING CORNER FEMALE MULLION (LEFT HAND)
---	---

EXTRUSION NUMBER	PART No.	QTY.	DIMENSION 'A'	DIMENSION 'B'	DIMENSION 'C'	DIMENSION 'L'	DIMENSION 'X'	DIMENSION 'Y'	DIMENSION 'Z'
FS1322	*	*	*	*	*	*	*	*	*
FS2218	*	*	*	*	*	*	*	*	*



VIEW 'A'

PROVIDE $\phi 12$ CLEARANCE HOLE FOR SCREW ACCESS

PROVIDE $\phi 6$ CLEARANCE HOLE FOR SCREW FIXING

(*) FIGURES ARE BASED ON 27.71mm STACK JOINT

REV.	DETAILS	DATE	SUBJECT	SCALE	DRAWN	DATE
D	Dwg No Amended	7.25	BAR DRAWINGS STRUCTURAL GLAZED SYSTEMS CW2000	1:2 (at A-3)	KH	Mar. 17

REV.	DETAILS	DATE	SUBJECT	SCALE	DRAWN	DATE
D	Dwg No Amended	7.25	BAR DRAWINGS STRUCTURAL GLAZED SYSTEMS CW2000	1:2 (at A-3)	KH	Mar. 17

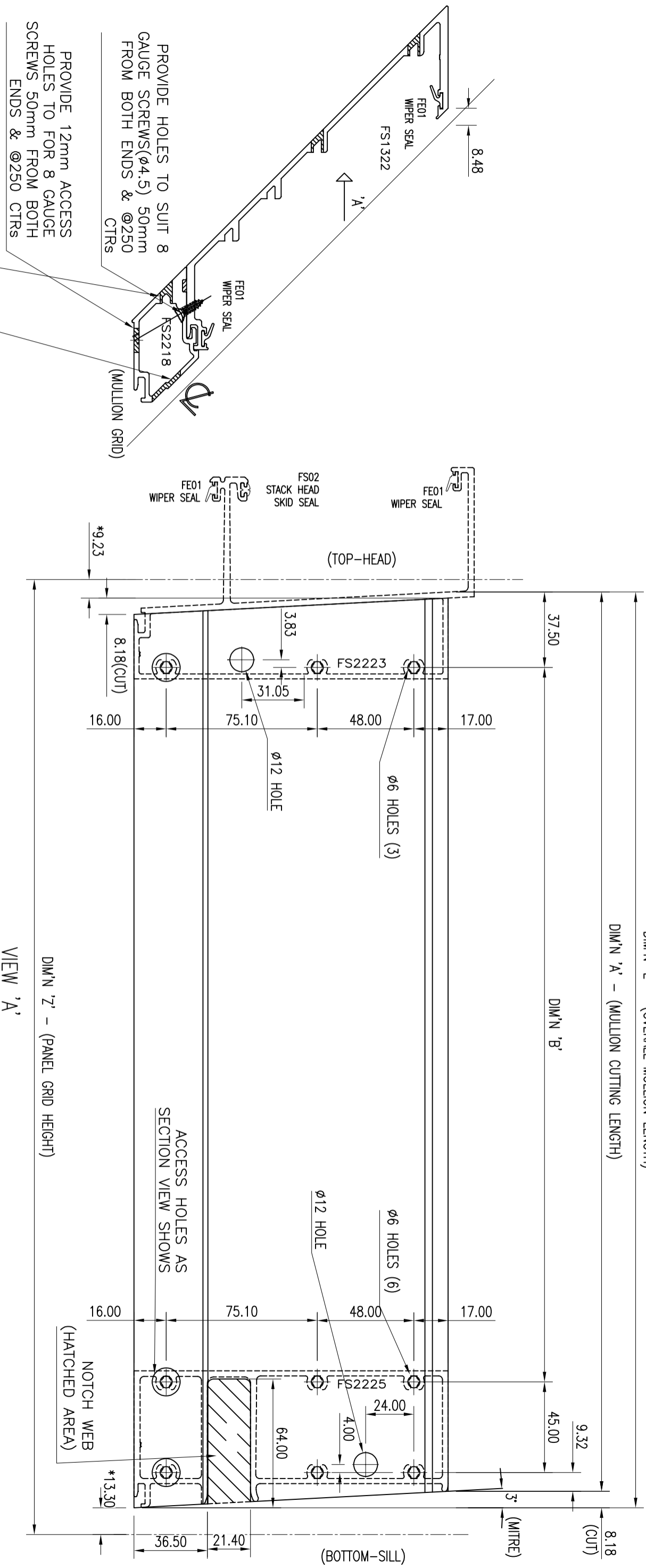


ENVIROTECH FACADE SOLUTIONS
 Copyright © ENVIROTECH FACADE SOLUTIONS 2009
 All rights reserved. No part of this publication may be reproduced in any form without prior written permission of ENVIROTECH FACADE SOLUTIONS PTY LTD.

Details
 BAR DRAWING
 CORNER
 FEMALE MULLION
 (LEFT HAND)

DWG No. FS1322-CFML-04
 REV. D

EXTRUSION NUMBER	PART No.	QTY.	DIMENSION 'A'	DIMENSION 'B'	DIMENSION 'C'	DIMENSION 'L'	DIMENSION 'X'	DIMENSION 'Y'	DIMENSION 'Z'
FS1322	*	*	*	*	*	*	*	*	*
FS2218	*	*	*	*	*	*	*	*	*



PROVIDE 12mm ACCESS HOLES TO SUIT 8 GAUGE SCREWS(Ø4.5) 50mm FROM BOTH ENDS & @250 CTRS

PROVIDE 12mm ACCESS HOLES TO SUIT 8 GAUGE SCREWS(Ø4.5) 50mm FROM BOTH ENDS & @250 CTRS

PROVIDE 12mm ACCESS HOLES TO SUIT 8 GAUGE SCREWS(Ø4.5) 50mm FROM BOTH ENDS & @250 CTRS


PROVIDE 12mm ACCESS HOLES TO SUIT 8 GAUGE SCREWS(Ø4.5) 50mm FROM BOTH ENDS & @250 CTRS

(*) FIGURES ARE BASED ON 27.71mm STACK JOINT

REV.	DETAILS	DATE	SUBJECT	
D	Dwg No Amended	7.25	BAR DRAWINGS STRUCTURAL GLAZED SYSTEMS CW2000	

REV.	DATE	SCALE	DWG No.	REV.
	Mar. 17	1:2 (at A-3)	FS1322-CFMR-01	D

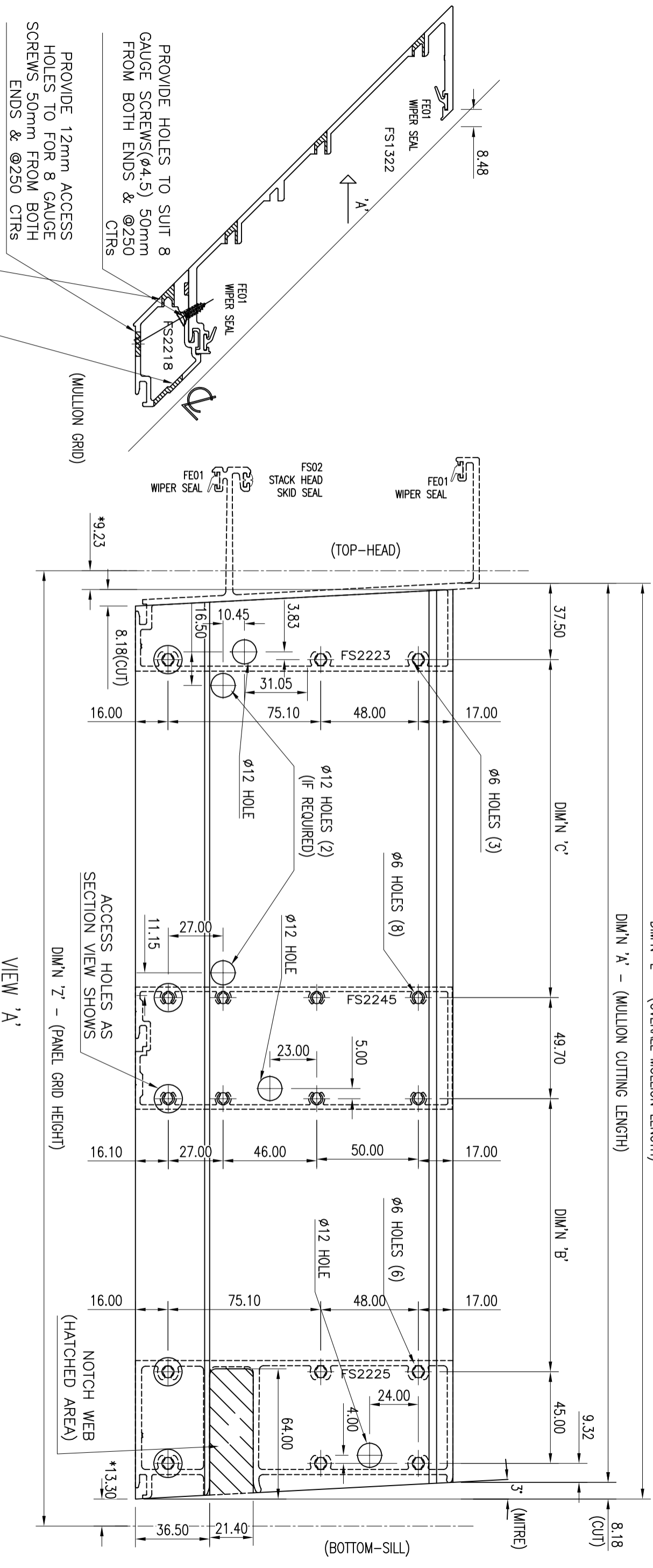
REV.	DATE	SCALE	DWG No.	REV.
	Mar. 17	1:2 (at A-3)	FS1322-CFMR-01	D



Copyright © ENVIROTECH FACADE SOLUTIONS 2009
 All rights reserved. No part of this publication may be reproduced in any form without prior written permission of ENVIROTECH FACADE SOLUTIONS PTY LTD.
 Apart from any use permitted under the copyright act 1968 all other rights are reserved.

Details
 BAR DRAWING
 CORNER
 FEMALE MULLION
 (RIGHT HAND)

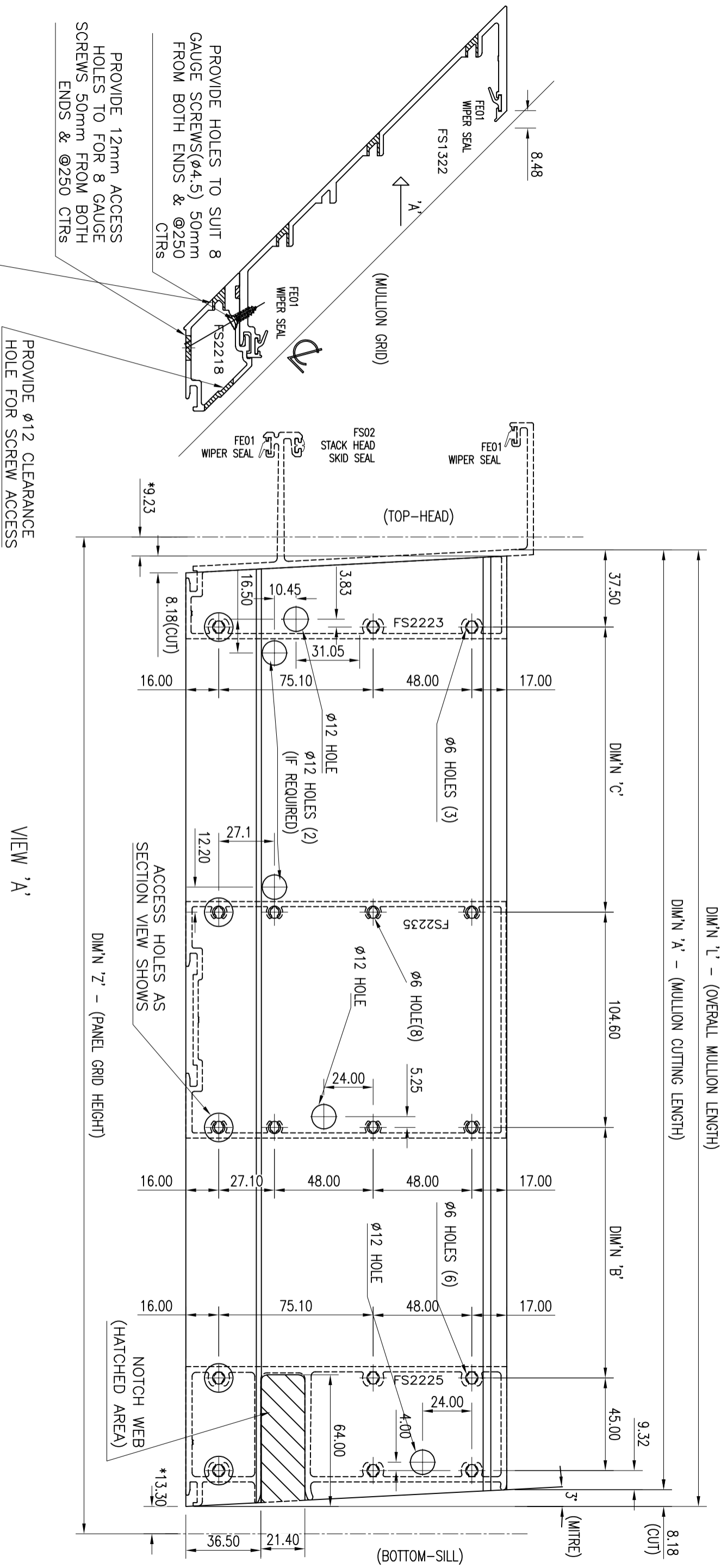
EXTRUSION NUMBER	PART No.	QTY.	DIMENSION 'A'	DIMENSION 'B'	DIMENSION 'C'	DIMENSION 'L'	DIMENSION 'X'	DIMENSION 'Y'	DIMENSION 'Z'
FS1322	*	*	*	*	*	*	*	*	*
FS2218	*	*	*	*	*	*	*	*	*



REV.	DETAILS	DATE	SUBJECT		Copyright	Details	DRAWN	DATE
D	Dwg No Amended	7.25	BAR DRAWINGS STRUCTURAL GLAZED SYSTEMS CW2000		© ENVIROTECH FACADE SOLUTIONS 2009 All rights reserved. No part of this publication may be reproduced in any form without prior written permission of ENVIROTECH FACADE SOLUTIONS PTY LTD. Copyright act 1968 all other rights are reserved.	BAR DRAWING CORNER FEMALE MULLION (RIGHT HAND)	KH	Mar.17
			SCALE	DWG No.			CHECKED	DATE
			1:2 (at A-3)					
							REV.	

(*) FIGURES ARE BASED ON 27.71mm STACK JOINT

EXTRUSION NUMBER	PART No.	QTY.	DIMENSION 'A'	DIMENSION 'B'	DIMENSION 'C'	DIMENSION 'L'	DIMENSION 'X'	DIMENSION 'Y'	DIMENSION 'Z'
FS1322	*	*	*	*	*	*	*	*	*
FS2218	*	*	*	*	*	*	*	*	*



VIEW 'A'

PROVIDE $\phi 6$ CLEARANCE HOLE FOR SCREW FIXING


PROVIDE $\phi 12$ CLEARANCE HOLE FOR SCREW ACCESS

PROVIDE HOLES TO SUIT 8 GAUGE SCREWS($\phi 4.5$) 50mm FROM BOTH ENDS @ 250 CTRS

PROVIDE 12mm ACCESS HOLES TO FOR 8 GAUGE SCREWS 50mm FROM BOTH ENDS @ 250 CTRS

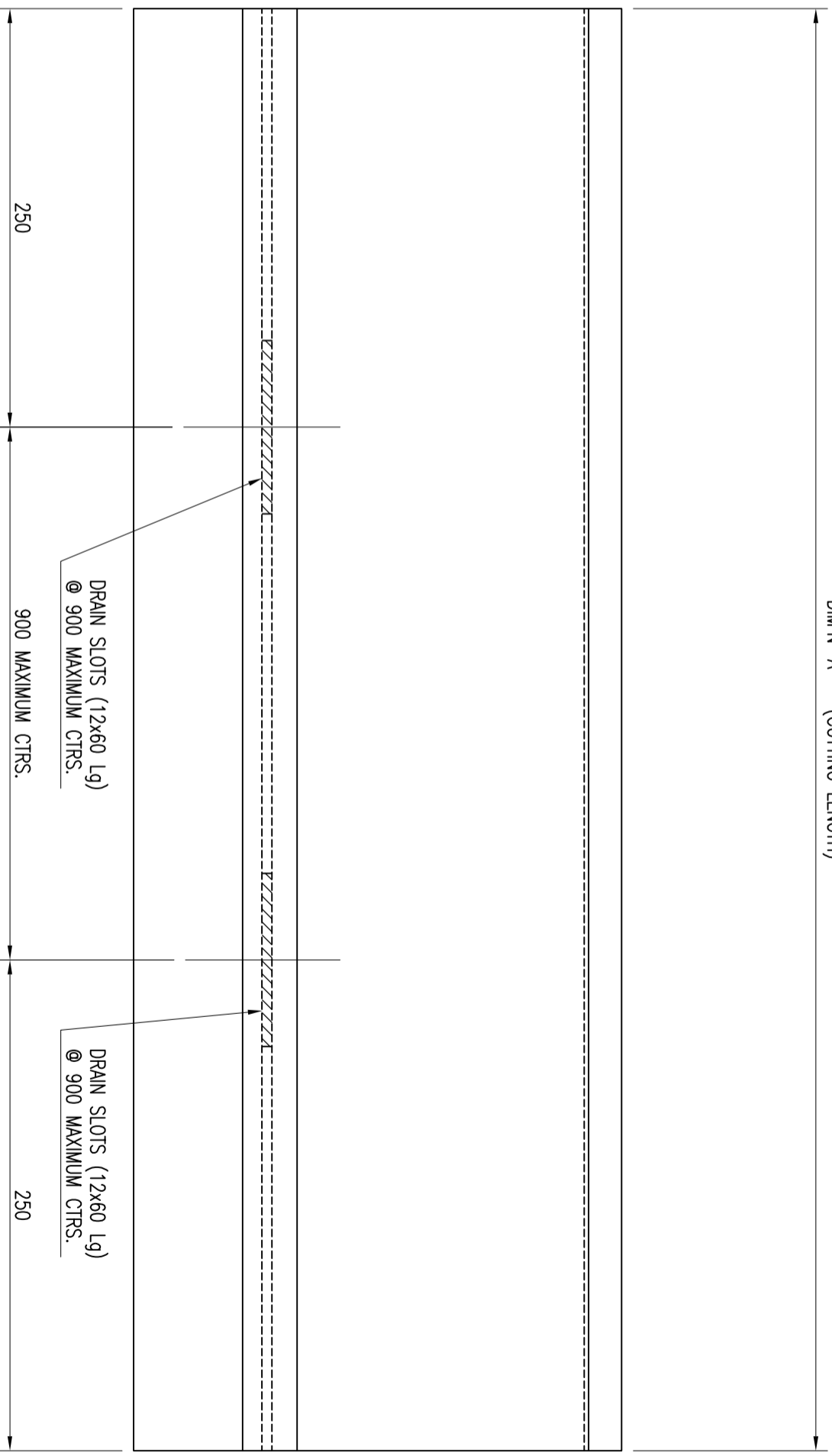
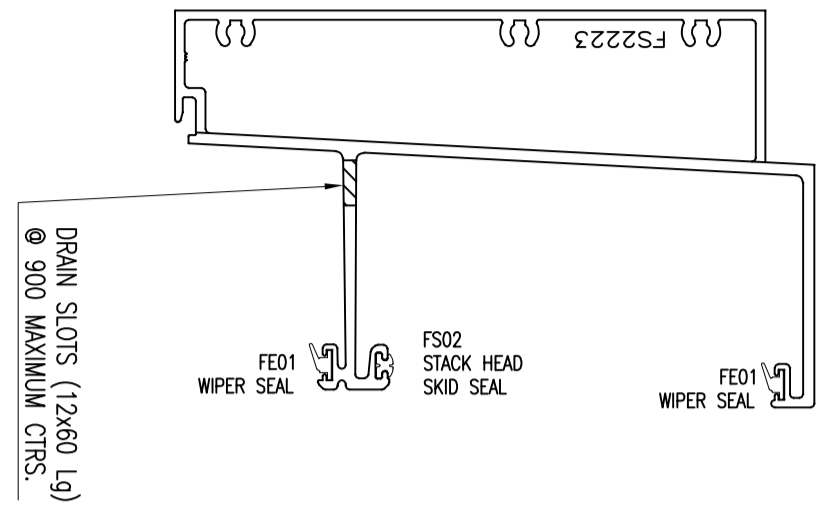
(*) FIGURES ARE BASED ON 27.71mm STACK JOINT

REV.	DETAILS	DATE	SUBJECT	DRAWN	DATE
D	Dwg No Amended	7.25	BAR DRAWINGS STRUCTURAL GLAZED SYSTEMS CW2000	KH	Mar. 17
				Copyright © ENVIROTECH FACADE SOLUTIONS 2009 All rights reserved. No part of this publication may be reproduced in any form without prior written permission of ENVIROTECH FACADE SOLUTIONS PTY LTD. Apart from any use permitted under the copyright act 1988 all other rights are reserved.	Details BAR DRAWING CORNER FEMALE MULLION (RIGHT HAND)




SCALE	DWG No.	REV.
1:2 (at A-3)		D

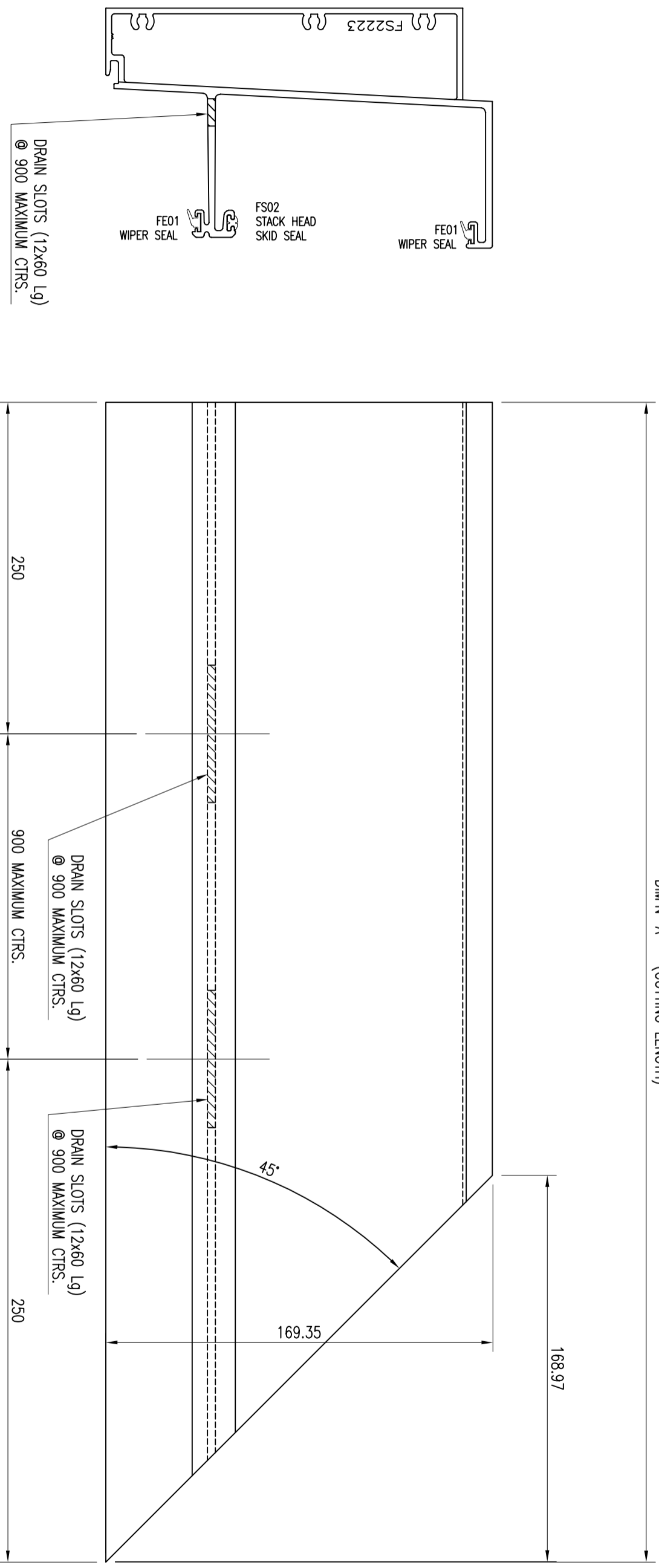
EXTRUSION NUMBER	PART No.	QTY.	DIMENSION 'A'	DIMENSION 'B'	DIMENSION 'C'	DIMENSION 'L'	DIMENSION 'X'	DIMENSION 'Y'	DIMENSION 'Z'
FS2223	*	*	*	*	*	*	*	*	*



VIEW 'A'

REV.	DETAILS	DATE	SUBJECT	SCALE	DRAWN	DATE
B	Dwg No Amended	7.25	BAR DRAWINGS STRUCTURAL GLAZED SYSTEMS CW2000	1:2 (at A-3)	KH	Mar.'17
					CHECKED	DATE
			Copyright © ENVIROTECH FACADE SOLUTIONS 2009 All rights reserved. No part of this publication may be reproduced in any form without prior written permission of ENVIROTECH FACADE SOLUTIONS PTY LTD. Apart from any use permitted under the copyright act 1988 all other rights are reserved.	Details BAR DRAWING STARTER SILL		DWG No. FS2223-SS-01
			 ENVIROTECH FACADE SOLUTIONS			REV. B

EXTRUSION NUMBER	PART No.	QTY.	DIMENSION 'A'	DIMENSION 'B'	DIMENSION 'C'	DIMENSION 'L'	DIMENSION 'X'	DIMENSION 'Y'	DIMENSION 'Z'
FS2223	*	*	*	*	*	*	*	*	*



VIEW 'A'

REV.	DETAILS	DATE	SUBJECT	SCALE	DWG No.	REV.
B	Dwg No Amended	7.25	BAR DRAWINGS STRUCTURAL GLAZED SYSTEMS CW2000	1:2 (at A-3)	FS2223-SS-02	B

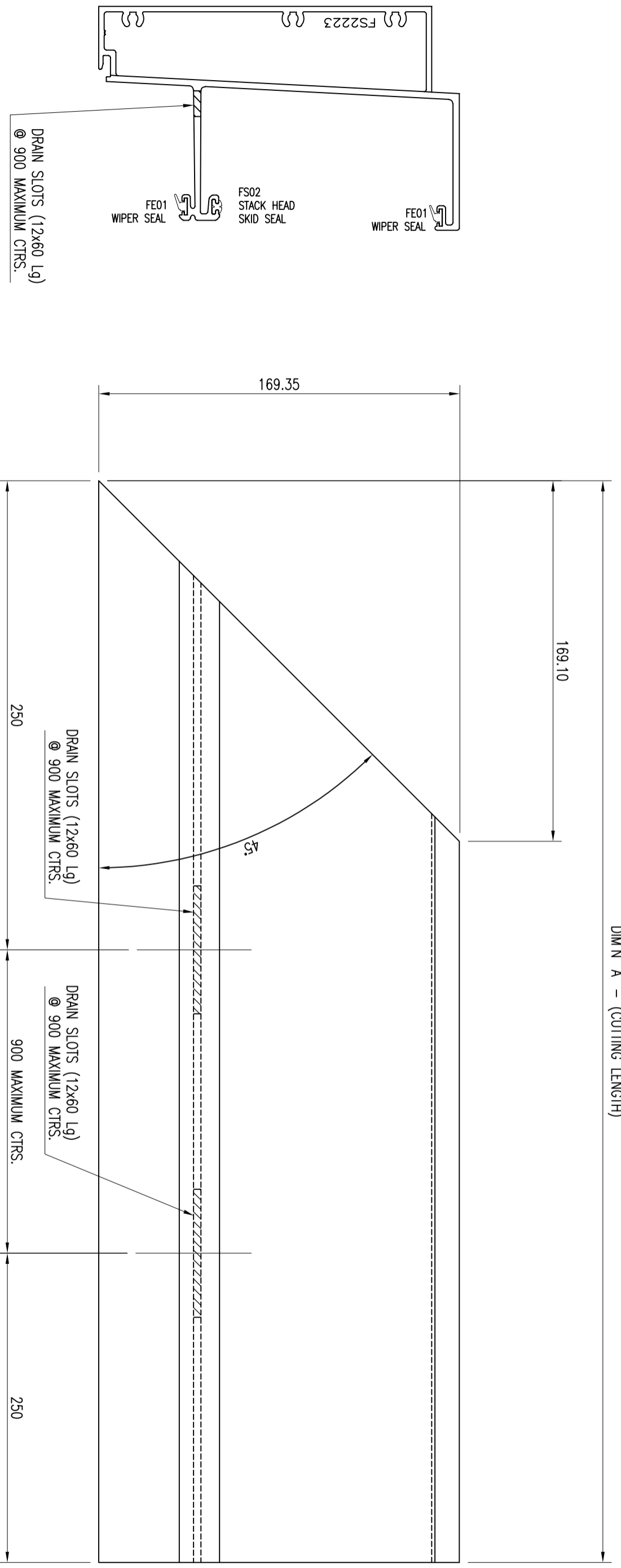


Copyright
 © ENVIROTECH FACADE SOLUTIONS 2009
 All rights reserved. No part of this publication may be reproduced in any form without prior written permission of ENVIROTECH FACADE SOLUTIONS PTY LTD. Apart from any use permitted under the copyright act 1988 all other rights are reserved.

Details
 BAR DRAWING
 STARTER SILL
 (CORNER-PART-A)

DRAWN	DATE
KH	Mar.'17
CHECKED	DATE

EXTRUSION NUMBER	PART No.	QTY.	DIMENSION 'A'	DIMENSION 'B'	DIMENSION 'C'	DIMENSION 'L'	DIMENSION 'X'	DIMENSION 'Y'	DIMENSION 'Z'
FS2223	*	*	*	*	*	*	*	*	*


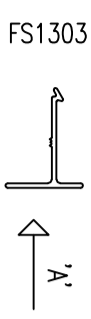


REV.	DETAILS	DATE	SUBJECT	SCALE	DRAWN	DATE
B	Dwg No Amended	7.25	BAR DRAWINGS STRUCTURAL GLAZED SYSTEMS CW2000	1:2 (at A-3)	KH	Mar.'17
					CHECKED	DATE
Copyright © ENVIROTECH FACADE SOLUTIONS 2009 All rights reserved. No part of this publication may be reproduced in any form without prior written permission of ENVIROTECH FACADE SOLUTIONS PTY LTD.				Details BAR DRAWING STARTER SILL (CORNER-PART-B)		DWG No. FS2223-SS-03
						REV. B

ENVIROTECH FACADE SOLUTIONS


EXTRUSION NUMBER	PART No.	QTY.	DIMENSION 'A'	DIMENSION 'B'	DIMENSION 'C'	DIMENSION 'L'	DIMENSION 'X'	DIMENSION 'Y'	DIMENSION 'Z'
FS1303	*	*	*100	*	*	*	*	*	*

*SUBJECT TO ENGINEER'S REQUIREMENTS



VIEW 'A'

REV.	DETAILS	DATE	SUBJECT		SCALE	DWG No.	REV.
B	Dwg No Amended	7.25	BAR DRAWINGS STRUCTURAL GLAZED SYSTEMS CW2000		1:2 (at A-3)	FS1303-AR-301	B
			DRAWN KH DATE Oct.'17 CHECKED DATE				

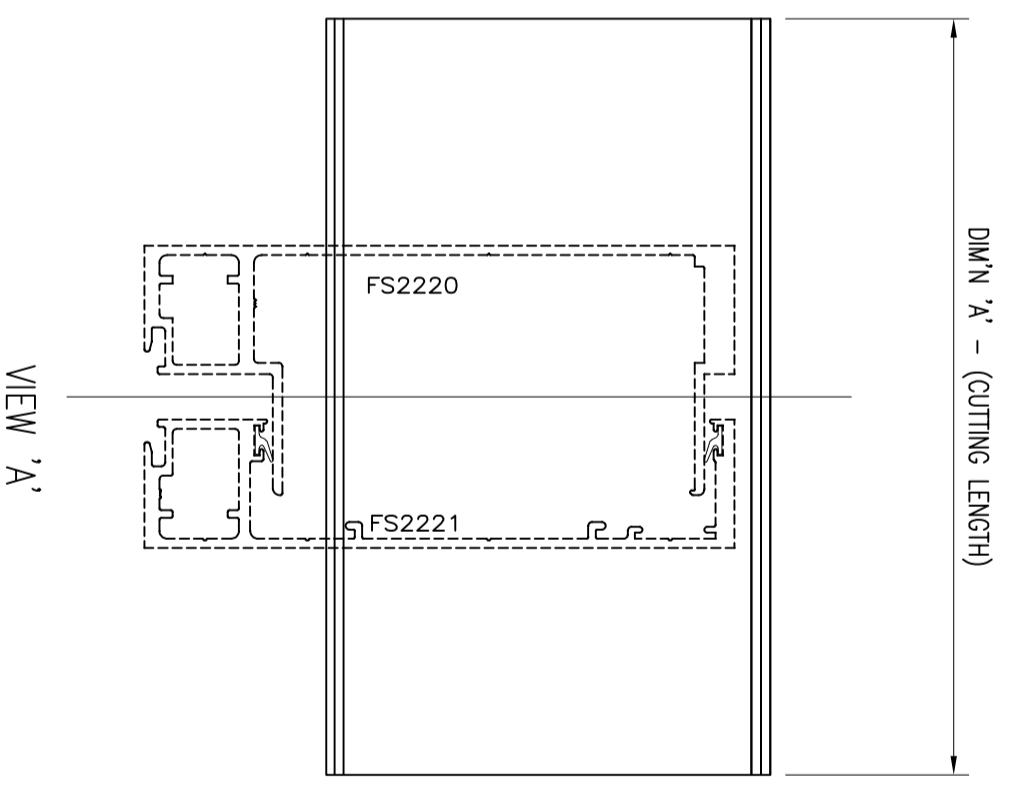
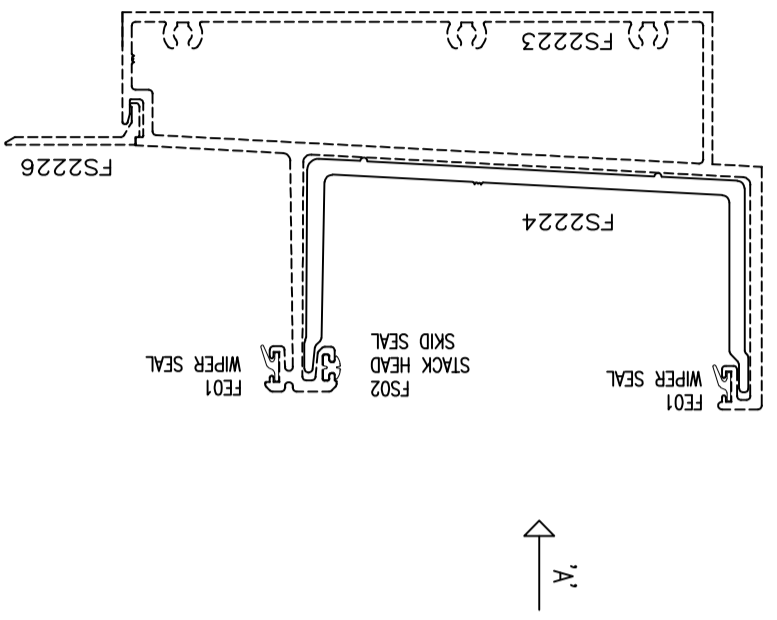


ENVIROTECH FACADE SOLUTIONS
 © ENVIROTECH FACADE SOLUTIONS 2009
 All rights reserved. No part of this publication may be reproduced in any form without prior written permission of ENVIROTECH FACADE SOLUTIONS PTY LTD.
 Apart from any use permitted under the copyright act 1988 all other rights are reserved.

Details
 BAR DRAWING
 ANTI-ROTATION
 CLIP

EXTRUSION NUMBER	PART No.	QTY.	DIMENSION 'A'	DIMENSION 'B'	DIMENSION 'C'	DIMENSION 'L'	DIMENSION 'X'	DIMENSION 'Y'	DIMENSION 'Z'
FS2224	*	*	*245	*	*	*	*	*	*

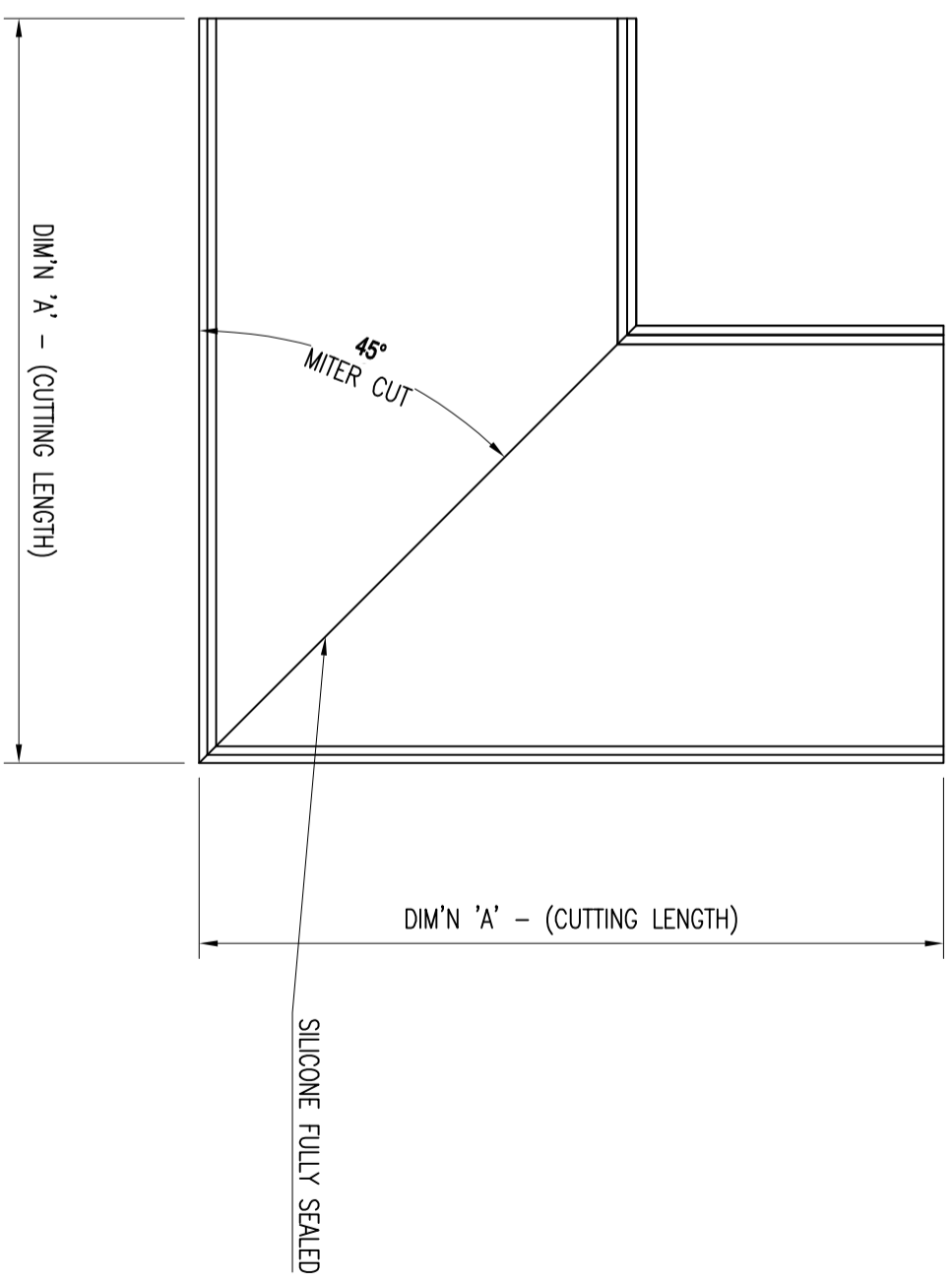
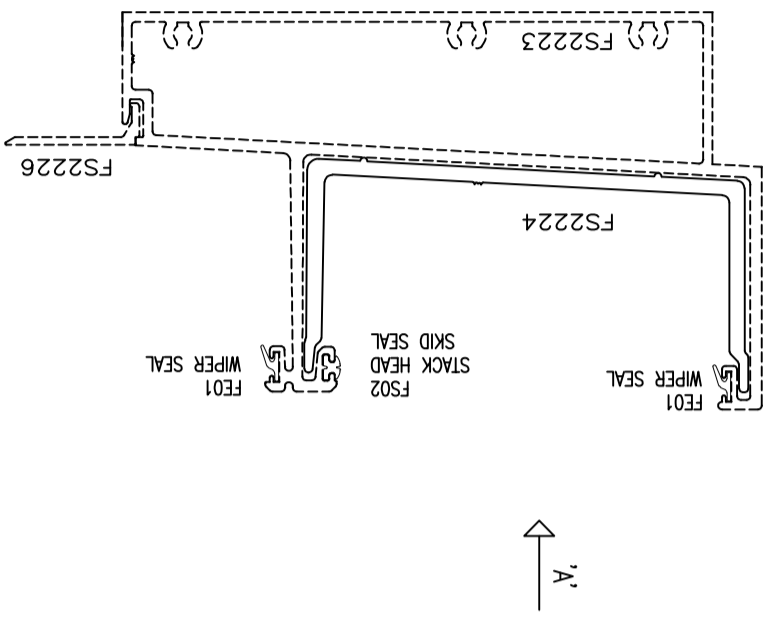
*SUBJECT TO ENGINEER'S REQUIREMENTS



REV.	DETAILS	DATE	SUBJECT		SCALE	DRAWN	DATE
B	Dwg No Amended	7.25	BAR DRAWINGS STRUCTURAL GLAZED SYSTEMS CW2000		1:2 (at A-3)	KH	Oct.'17
			<small>Copyright © ENVIROTECH FACADE SOLUTIONS 2009 All rights reserved. No part of this publication may be reproduced in any form without prior written permission of ENVIROTECH FACADE SOLUTIONS PTY LTD. Apart from any use permitted under the copyright act 1988 all other rights are reserved.</small>				
			Details BAR DRAWING HEAD SPLICE				
			DWG No.	FS2224-HS-301			
			REV.	B			

EXTRUSION NUMBER	PART No.	QTY.	DIMENSION 'A'	DIMENSION 'B'	DIMENSION 'C'	DIMENSION 'L'	DIMENSION 'X'	DIMENSION 'Y'	DIMENSION 'Z'
FS2224	*	*	*245	*	*	*	*	*	*

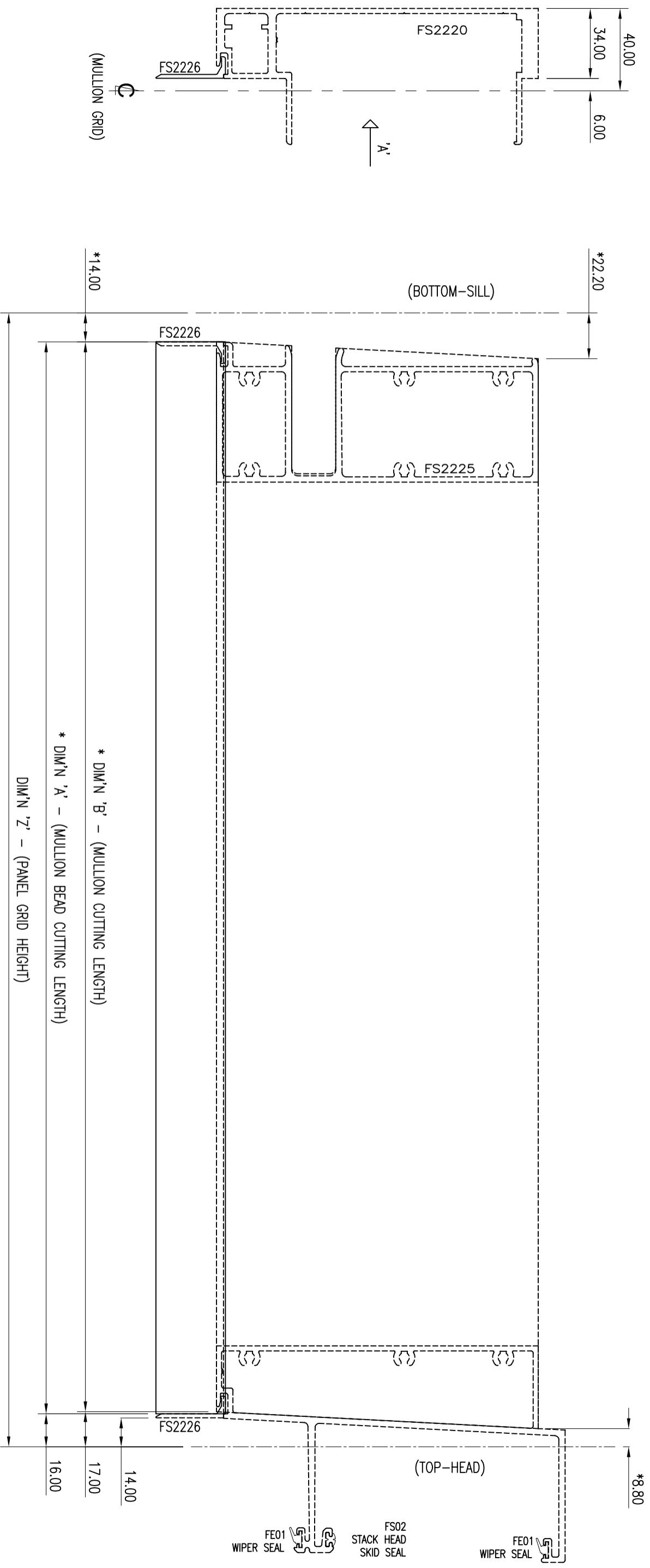
*SUBJECT TO ENGINEER'S REQUIREMENTS



VIEW 'A'

REV.	DETAILS	DATE	SUBJECT		SCALE	DRAWN	DATE
B	Dwg No Amended	7.25	BAR DRAWINGS STRUCTURAL GLAZED SYSTEMS CW2000		1:2 (at A-3)	KH	Oct.'17
						CHECKED	DATE
			Copyright © ENVIROTECH FACADE SOLUTIONS 2009 All rights reserved. No part of this publication may be reproduced in any form without prior written permission of ENVIROTECH FACADE SOLUTIONS PTY LTD. All other rights are reserved.		Details BAR DRAWING HEAD SPLICE		DWG No.
							FS2224-HS-302
							REV.
							B

EXTRUSION NUMBER	PART No.	QTY.	DIMENSION 'A'	DIMENSION 'B'	DIMENSION 'C'	DIMENSION 'L'	DIMENSION 'X'	DIMENSION 'Y'	DIMENSION 'Z'
FS2226	*	*	*	*	*	*	*	*	*




VIEW 'A'

(*) FIGURES ARE BASED ON 27mm STACK JOINT HEIGHT AT BEADS

REV.	DETAILS	DATE	SUBJECT	
A	Dwg No Amended	7.25	BAR DRAWINGS STRUCTURAL GLAZED SYSTEMS CW1300	
			Copyright	<small>© ENVIROTECH FACADE SOLUTIONS 2009 All rights reserved. No part of this publication may be reproduced in any form without prior written permission of ENVIROTECH FACADE SOLUTIONS PTY LTD. Apart from any use permitted under the copyright act 1988 all other rights are reserved.</small>
			Details	FS2226 MULLION BEAD
			DWG No.	FS2226-MB-01
			SCALE	1:2 (at A-3)
		DRAWN	DATE	
		IJ	Oct.'17	
		CHECKED	DATE	
				REV.
				A

EXTRUSION NUMBER	PART No.	QTY.	DIMENSION 'A'	DIMENSION 'B'	DIMENSION 'C'	DIMENSION 'L'	DIMENSION 'X'	DIMENSION 'Y'	DIMENSION 'Z'
FS2226	*	*	*	*	*	*	*	*	*




VIEW 'A'

REV.	DETAILS	DATE	SUBJECT	SCALE	DRAWN	DATE
B	Dwg No Amended	7.25	BAR DRAWINGS STRUCTURAL GLAZED SYSTEMS	SCALE 1:2 (at A-3)	IJ	Sept.'24

EF S ENVIROTECH FACADE SOLUTIONS	Copyright © ENVIROTECH FACADE SOLUTIONS 2009 ABN 161 3807 3631 All information, text, drawings, etc. in this publication may be reproduced in any material form without prior written permission of ENVIROTECH FACADE SOLUTIONS PTY LTD. Apart from any use permitted under the copyright act 1968 all other rights are reserved.	Details FS2226 Head Bead	DWG No. FS2226-HB-01	REV. B
--	--	--------------------------------	-------------------------	------------------

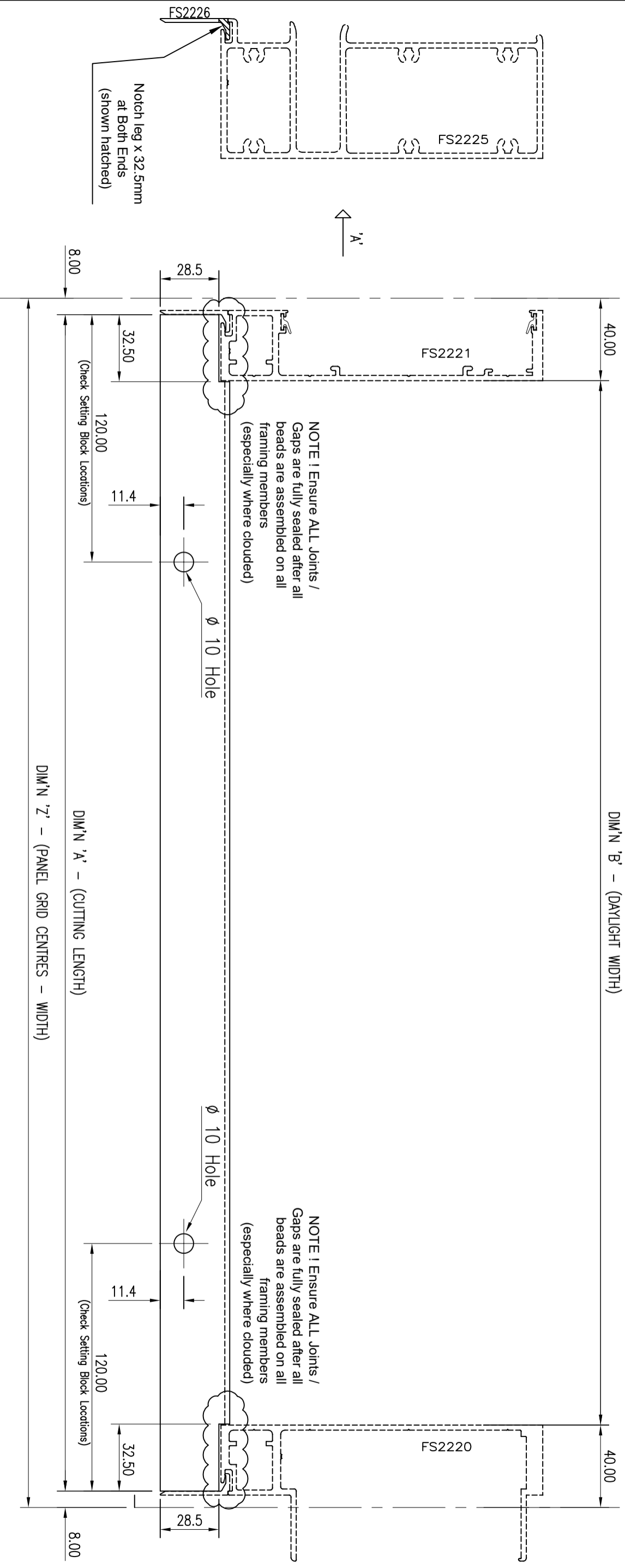
EXTRUSION NUMBER	PART No.	QTY.	DIMENSION 'A'	DIMENSION 'B'	DIMENSION 'C'	DIMENSION 'L'	DIMENSION 'X'	DIMENSION 'Y'	DIMENSION 'Z'
FS2226	*	*	*	*	*	*	*	*	*



VIEW 'A'

REV.	DETAILS	DATE	SUBJECT	DRAWN	DATE
A	Dwg No Amended	7.25	BAR DRAWINGS STRUCTURAL GLAZED SYSTEMS	IJ	Oct.'17
				SCALE 1:2 (at A-3)	
			Copyright © ENVIROTECH FACADE SOLUTIONS 2009 All rights reserved. No part of this publication may be reproduced in any form without prior written permission of ENVIROTECH FACADE SOLUTIONS PTY LTD. Apart from any use permitted under the copyright act 1988 all other rights are reserved.	Details FS2226 Transom Bead	DWG No. FS2226-TB-01
			EFS ENVIROTECH FACADE SOLUTIONS		REV. A

EXTRUSION NUMBER	PART No.	QTY.	DIMENSION 'A'	DIMENSION 'B'	DIMENSION 'C'	DIMENSION 'L'	DIMENSION 'X'	DIMENSION 'Y'	DIMENSION 'Z'
FS2226	*	*	*	*	*	*	*	*	*



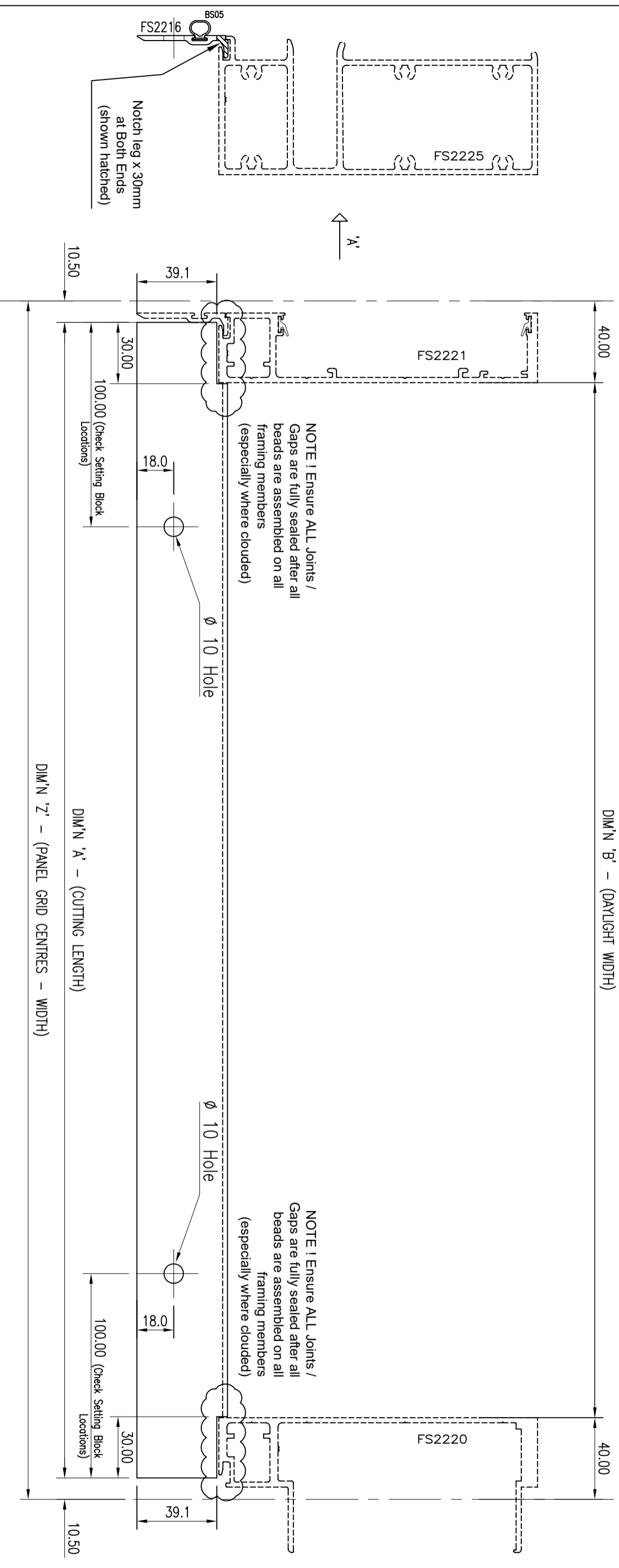
VIEW 'A'

REV.	DETAILS	DATE	SUBJECT	SCALE	DRAWN	DATE
A	Dwg No Amended	7.25	BAR DRAWINGS STRUCTURAL GLAZED SYSTEMS	1:2 (at A-3)	IJ	Oct.'17

REV.	DETAILS	DATE
A	Dwg No Amended	7.25

Copyright	Details	DWG No.	REV.
© ENVIROTECH FACADE SOLUTIONS 2009 All rights reserved. No part of this publication may be reproduced in any form without prior written permission of ENVIROTECH FACADE SOLUTIONS PTY LTD. Copyright act 1968 all other rights are reserved.	FS2226 Sill Bead	FS2226-SB-01	A

EXTRUSION NUMBER	PART No.	QTY.	DIMENSION 'A'	DIMENSION 'B'	DIMENSION 'C'	DIMENSION 'L'	DIMENSION 'X'	DIMENSION 'Y'	DIMENSION 'Z'
FS2216	*	*	*	*	*	*	*	*	*



VIEW 'A'

REV.	DETAILS	DATE	SUBJECT	
A	Dwg No Amended	7.25	BAR DRAWINGS STRUCTURAL GLAZED SYSTEMS	
			Copyright	Details
			<small>© ENVIROTECH FACADE SOLUTIONS 2009 ENVIROTECH FACADE SOLUTIONS ABN 161 3807 3631 All information, text, drawings, etc. published in any material form, without prior written permission of ENVIROTECH FACADE SOLUTIONS PTY LTD. Copyright act 1968 all other rights are reserved.</small>	FS2216 Sill Bead
		SCALE	DWG No.	REV.
		1:2 (at A-3)	FS2216-SB-01	A
		DRAWN	DATE	
		IJ	Oct.'17	
		CHECKED	DATE	

EF S
ENVIROTECH
FACADE
SOLUTIONS